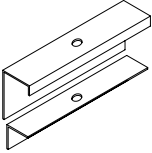
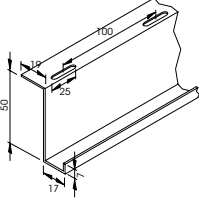
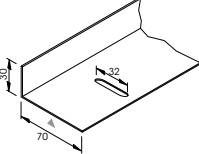
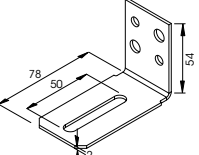
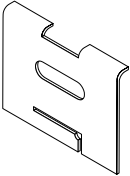

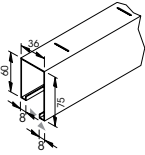
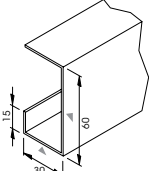
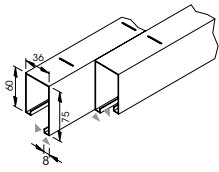


Unterkonstruktion Substructure Ossature	System	
	<p>U 401 Verbinder für Z-Profil Carrier connector Connecteur pour profilé en Z</p> <p>L=100mm</p>	<p>FS4.2 FS4.5 KS</p>
	<p>U 1005 A Z-Auflageprofil Hook-on carrier Profilé de support en Z</p> <p>L=4000mm</p>	<p>FS4.2 FS4.5 KS</p>
	<p>U 1032 Wandwinkel Perimeter trim Cornière murale</p> <p>Stahl verzinkt, 1,5mm Galvanized steel, 1,5mm Acier galvanisé, 1,5mm L=3000mm</p>	<p>FS4.2 FS4.5 KS</p>
	<p>U 1042 Wandanker Wall bracket Dispositif d'ancrage au mur</p> <p>Stahl verzinkt Steel galvanized Acier galvanisé</p>	<p>FS4.2 FS4.4 AS FS4.5 KS FS4.6 BR</p>
	<p>U 1044 Rostwinkel-Moduladapter Grid angle module adapter Adaptateur modulaire pour cornière perforée</p>	<p>FS4.2</p>
	<p>U 1044 FK Halte- und Fixierungsklammer Retaining and fixation clip Pince de maintien et de fixation</p>	<p>FS4.2</p>
	<p>U 1087 Haken-U-Profil Hook profile Profilé en U à crochet</p> <p>Stahl zincor, 1 mm Zincor galvanized steel, 1 mm Acier zincor, 1 mm L=3000mm D206-700 [- RAL 9016]</p>	<p>FS4.4 AS</p>
	<p>U 1091 Randhakenprofil Perimeter hook-on profile Profilé de rive à crochet</p> <p>Stahl verzinkt, 1,25mm Galvanized steel, 1,25mm Acier galvanisé, 1,25mm L=4000mm D206-700 [- RAL 9016]</p>	<p>FS4.6 BR</p>

Unterkonstruktion | Substructure | Ossature

System



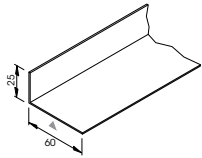
U 1092

Doppelhaken-U-Profil | Double-hook profile | Profilé en U à crochet double

Stahl zincor, 1 mm | Zincor galvanized steel, 1 mm | Acier zincor, 1 mm
L=3000 mm
D206-700 [- RAL 9016]

FS4.4 AS

Optionale Unterkonstruktion | Optional substructure | Ossature en option

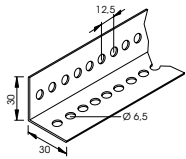


AW 2560

Abdeckwinkel | Perimeter trim | Cornière de finition

Stahl verzinkt, 0,6 mm | Galvanized steel, 0,6 mm | Acier galvanisé, 0,6 mm
L=3000 mm
Schwarz | Black | Noir

**FS4.2
FS4.4 AS
FS4.5 KS
FS4.6 BR**

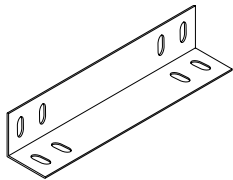


U 1040

Rostwinkel mit Regellochung | L-shaped primary carrier with regular perforation | Cornière à perforation régulière

L=4000 mm

**FS4.2
FS4.4 AS
FS4.5 KS
FS4.6 BR**

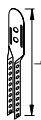


U 1041

Rostwinkelverbinder | L-shaped primary carrier connector | Connecteur pour cornière perforée

L=150 mm

**FS4.2
FS4.4 AS
FS4.5 KS
FS4.6 BR**

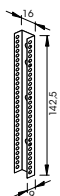


U 1300

Noniusoberteil | Nonius upper part | Élément de suspension Nonius sup.

L_{Min} : 150 mm, L_{Max} : 2000 mm

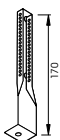
**FS4.2
FS4.4 AS
FS4.5 KS
FS4.6 BR**



U 1370

Noniusunterteil | Nonius lower part | Élément de suspension Nonius inf.

**FS4.2
FS4.4 AS
FS4.5 KS
FS4.6 BR**



U 1371

Noniusunterteil | Nonius lower part | Élément de suspension Nonius inf.

**FS4.2
FS4.4 AS
FS4.5 KS
FS4.6 BR**

Optionale Unterkonstruktion | Optional substructure | Ossature en option

System



U 1372

Nonius-Sicherungsstift | Nonius connector pin | Goupille de sécurité Nonius

FS4.2

FS4.4 AS

FS4.5 KS

FS4.6 BR