



CEILING
LIGHTING
AMBIENCE



METALLDECKEN

METAL CEILINGS • PLAFONDS MÉTALLIQUES

PERFORATIONEN



PERFORATIONEN
PERFORATIONS
PERFORATIONS

PERFORATION

D Metalldecken werden aus architektonischen und technischen Gründen perforiert.

durlum Metalldecken können mit unterschiedlichen Perforationen versehen werden [siehe nachfolgende Datenblätter].

Sonderperforationen sind möglich.

Die Anzahl unserer Perforationsbilder wächst ständig. Sie werden auch auf andere Arbeitsbreiten abgestimmt.

Die perforierten Metalldecken können mit einem durlum Akustikvlies versehen werden. Aber auch der Einsatz anderer Absorptionsstoffe ist möglich, z.B. Mineralwolle, Schaumstoffe etc.

Die Standardperforationen sind RG-L08 „Pico Point“, RG-L15, RV-L6 und RD-L30.

Bitte beachten Sie, dass bei sehr kleinen Lochdurchmessern <2mm [RV-L3] und sehr kleinen Steganteilen bzw. großen freien Querschnitten Moiré-Effekte auftreten können, die in hell/dunkel Schattierungen sichtbar sein können.

E Metal ceilings are perforated due to technical and architectural reasons.

durlum metal ceilings can be perforated with different perforation patterns [see following pages].

Special perforations optional.

There is an increasing number of varieties of perforation patterns. Perforation pattern width will be increased.

The perforated metal ceilings can be provided with bonded durlum acoustic fleece. There are other materials for acoustic absorption available, such as mineral wool or foamed material.

The standard perforations are RG-L08 „Pico Point“, RG-L15, RV-L6 and RD-L30.

Please note, that for perforation patterns with very small hole diameters <2mm [RV-L3] and very small web between holes resp. very big open area, there could be "Moiré"-effects causing bright/dark shading eventually.

F La perforation des plafonds métalliques peut être effectuée soit pour des raisons architecturales, soit pour des raisons techniques et acoustiques.

La gamme durlum permet de procéder de multiples perforations [voir pages suivantes].

Nous pouvons également réaliser des perforations spéciales.






Nous agrandissons régulièrement la liste des perforations disponibles et augmentons la largeur d'application des perçages.

N'hésitez pas à nous consulter pour toute demande spécifique.

Les bacs durlum peuvent être équipés en option d'un voile acoustique. Nos bacs peuvent également recevoir d'autres matériaux absorbants tels que laine minérale, mousse etc.

Notre perforation standard est la perforation RG-L08 „Pico Point“, RG-L15, RV-L6 et RD-L30.

Nous attirons votre attention sur le fait que pour des perforations de diamètre faible <2mm [RV-L3] et d'entraxe faible, un effet de moirage peut se produire [alternance ombre et lumière].

		Lochgröße [mm] Hole size [mm] Taille du trou [mm]	Freier Querschnitt [%] Open area [%] Vide [%]	Max. Perforierbreite [mm] Max. width of perforation [mm] Larg. maxi de perforation [mm]	Max. Plattenbreite [mm] Max. plate width [mm] Larg. maxi de plaque [mm]
	RG-L010	Ø 0,8	9,50%	1451,3	1400
	RG-L07	Ø 0,8	0,55%	1267	1400
	RG-L08 "Pico Point"*	Ø 0,8	2,18%	1272	1400
	RG-L29*	Ø 1,5	11,00%	1440	1400
	RG-L25	Ø 2,0	20,00%	1276	1400
	RG-L37	Ø 2,0	4,90%	1276	1400
	RG-L15*	Ø 2,5	16,20%	1441	1400
	RG-L49	Ø 2,5	4,00%	1441	1400
	RG-L13	Ø 2,6	22,10%	563	845
	RG-L44	Ø 3,1	19,30%	1435	1400
	RG-L27	Ø 3,2	26,60%	1270,5	1400
	RG-L10	Ø 3,3	9,90%	697	810
	RG-L7	Ø 3,4	3,90%	690	765
	RG-L31	Ø 4,0	19,60%	1264	1400
	RG-L40	Ø 4,0	30,70%	1318,4	1400
	RG-L5	Ø 4,6	11,20%	695	765
	RG-L42	Ø 5,0	30,70%	1328	1400
	RG-L22	Ø 7,0	16,00%	1295	1400
RG-L18	Ø 12,0	28,30%	760	840	
	RV-L09	Ø 0,8	11,20%	1451,3	1400
	RV-L3	Ø 1,5	22,70%	804	820
	RV-L6*	Ø 2,1	25,00%	1464	1400
	RV-L9	Ø 2,5	22,70%	905	940
	RV-L50	Ø 5,0	22,70%	1427,6	1400
	RD-L06	Ø 0,8	1,10%	1272	1400
	RD-L30*	Ø 1,5	22,00%	1440	1400
	RD-L33	Ø 1,5	11,00%	1447	1400
	RD-L26	Ø 2,0	10,00%	1276	1400
	RD-L19	Ø 2,5	32,40%	1397	1400
	RD-L16	Ø 2,5	8,10%	1397	1400
	RD-L14	Ø 2,6	11,10%	563	845
	RD-L23	Ø 3,0	22,00%	1280	1400
	RD-L43	Ø 3,1	38,50%	1440	1400
	RD-L28	Ø 3,2	13,30%	1270,5	1400
	RD-L8	Ø 3,3	19,80%	697	810
	RD-L4	Ø 3,4	7,70%	690	765
	RD-L32	Ø 4,0	9,80%	1264	1400
	RD-L41	Ø 4,0	15,30%	1318,4	1400
	RD-L2	Ø 4,6	22,30%	695	765
RD-L52**	Ø 5,0	46,00%	1400	1400	
RD-L51	Ø 20,0	56,00%	1400	1400	
	QG-L17	4,0 x 4,0	32,70%	1253	1400
	QG-L24	5,0 x 5,0	39,10%	1330	1400
	QG-L38	5,0 x 5,0	9,70%	1328	1400
	QG-L11	5,6 x 5,6	36,30%	474	670
	QG-L20	31,25 x 31,25	25,00%	562,5	870
	LG-L34	14 x 2	22,50%	663	710
	LG-L12	40 x 5	15,60%	550	845
	LV-L36	42 x 12	22,00%	658	1000

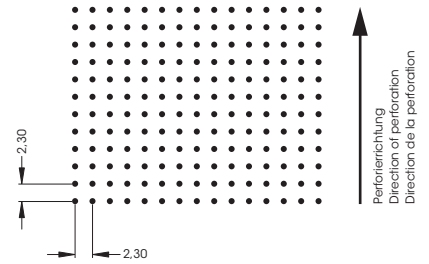

* Standard

** Lüftungsp perforation | Perforation for ventilation plate | Perforation pour plaque d'aération

PERFORATION

RUNDLOCHUNG GERADE
 ROUND HOLES STRAIGHT
 PERFORATIONS RONDES EN LIGNES DROITES

PERFORATION RG-L010

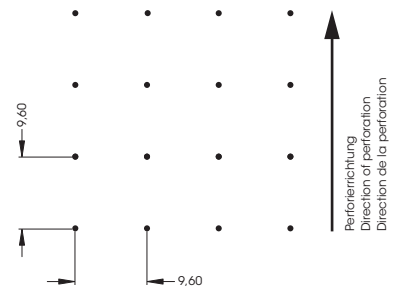



D Lochdurchmesser:..... 0,8 mm
 Freier Querschnitt:..... 9,50%
 Max. Perforierbreite:..... 1 451,3 mm
 Max. Platinenbreite:..... 1 400 mm

E Hole diameter:..... 0.8 mm
 Open area:..... 9.50%
 Max. width of perforation:..... 1 451,3 mm
 Max. plate width:..... 1 400 mm

F Diam. du trou:..... 0,8 mm
 Vide:..... 9,50%
 Larg. maxi de perf.:..... 1 451,3 mm
 Larg. maxi de plaque:..... 1 400 mm

PERFORATION RG-L07

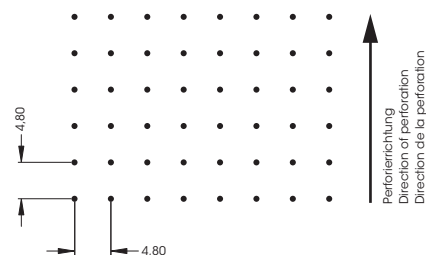



D Lochdurchmesser:..... 0,8 mm
 Freier Querschnitt:..... 0,55%
 Max. Perforierbreite:..... 1 267 mm
 Max. Platinenbreite:..... 1 400 mm

E Hole diameter:..... 0.8 mm
 Open area:..... 0.55%
 Max. width of perforation:..... 1 267 mm
 Max. plate width:..... 1 400 mm

F Diam. du trou:..... 0,8 mm
 Vide:..... 0,55%
 Larg. maxi de perf.:..... 1 267 mm
 Larg. maxi de plaque:..... 1 400 mm

PERFORATION RG-L08 „PICO POINT“ [STANDARD]

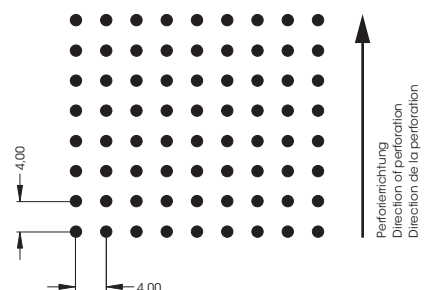



D Lochdurchmesser:..... 0,8 mm
 Freier Querschnitt:..... 2,18%
 Max. Perforierbreite:..... 1 272 mm
 Max. Platinenbreite:..... 1 400 mm

E Hole diameter:..... 0.8 mm
 Open area:..... 2.18%
 Max. width of perforation:..... 1 272 mm
 Max. plate width:..... 1 400 mm

F Diam. du trou:..... 0,8 mm
 Vide:..... 2,18%
 Larg. maxi de perf.:..... 1 272 mm
 Larg. maxi de plaque:..... 1 400 mm

PERFORATION RG-L29 [STANDARD]

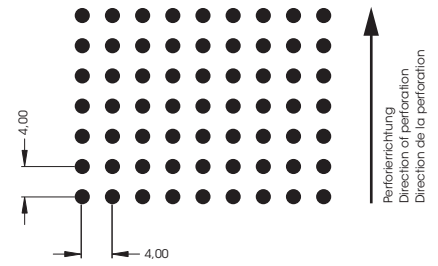



D Lochdurchmesser:..... 1,5 mm
 Freier Querschnitt:..... 11%
 Max. Perforierbreite:..... 1 440 mm
 Max. Platinenbreite:..... 1 400 mm

E Hole diameter:..... 1.5 mm
 Open area:..... 11%
 Max. width of perforation:..... 1 440 mm
 Max. plate width:..... 1 400 mm

F Diam. du trou:..... 1,5 mm
 Vide:..... 11%
 Larg. maxi de perf.:..... 1 440 mm
 Larg. maxi de plaque:..... 1 400 mm

PERFORATION RG-L25

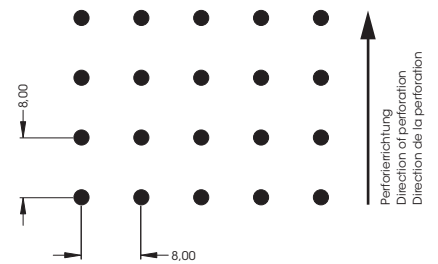



D Lochdurchmesser:..... 2,0mm
 Freier Querschnitt:..... 20%
 Max. Perforierbreite:..... 1 276mm
 Max. Platinenbreite:..... 1 400mm

E Hole diameter:..... 2.0mm
 Open area:..... 20%
 Max. width of perforation:..... 1 276mm
 Max. plate width:..... 1 400mm

F Diam. du trou:..... 2,0mm
 Vide:..... 20%
 Larg. maxi de perf.:..... 1 276mm
 Larg. maxi de plaque:..... 1 400mm

PERFORATION RG-L37

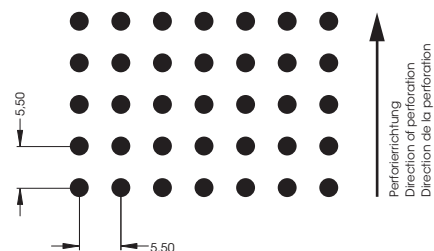



D Lochdurchmesser:..... 2,0mm
 Freier Querschnitt:..... 4,90%
 Max. Perforierbreite:..... 1 276mm
 Max. Platinenbreite:..... 1 400mm

E Hole diameter:..... 2.0mm
 Open area:..... 4.90%
 Max. width of perforation:..... 1 276mm
 Max. plate width:..... 1 400mm

F Diam. du trou:..... 2,0mm
 Vide:..... 4,90%
 Larg. maxi de perf.:..... 1 276mm
 Larg. maxi de plaque:..... 1 400mm

PERFORATION RG-L15 [STANDARD]

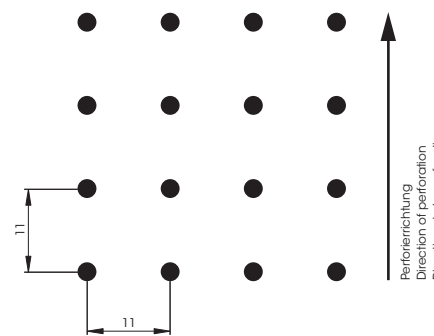



D Lochdurchmesser:..... 2,5 mm
 Freier Querschnitt:..... 16,20%
 Max. Perforierbreite:..... 1 441 mm
 Max. Platinenbreite:..... 1 400 mm

E Hole diameter:..... 2.5 mm
 Open area:..... 16.20%
 Max. width of perforation:..... 1 441 mm
 Max. plate width:..... 1 400 mm

F Diam. du trou:..... 2,5 mm
 Vide:..... 16,20%
 Larg. maxi de perf.:..... 1 441 mm
 Larg. maxi de plaque:..... 1 400 mm

PERFORATION RG-L49

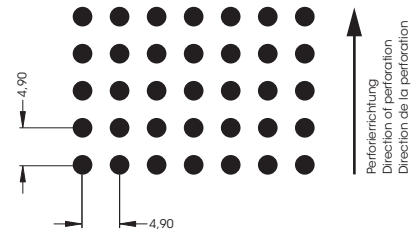



D Lochdurchmesser:..... 2,5 mm
 Freier Querschnitt:..... 4,00%
 Max. Perforierbreite:..... 1 441 mm
 Max. Platinenbreite:..... 1 400 mm

E Hole diameter:..... 2.5 mm
 Open area:..... 4.00%
 Max. width of perforation:..... 1 441 mm
 Max. plate width:..... 1 400 mm

F Diam. du trou:..... 2,5 mm
 Vide:..... 4,00%
 Larg. maxi de perf.:..... 1 441 mm
 Larg. maxi de plaque:..... 1 400 mm

PERFORATION RG-L13

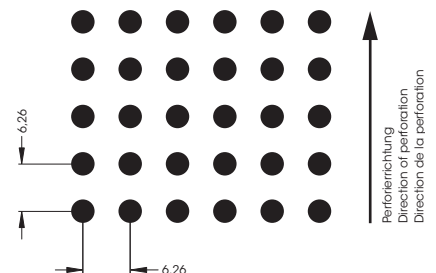



D Lochdurchmesser:..... 2,6 mm
 Freier Querschnitt:..... 22,10%
 Max. Perforierbreite:..... 563 mm
 Max. Platinenbreite:..... 845 mm

E Hole diameter:..... 2.6 mm
 Open area:..... 22.10%
 Max. width of perforation:..... 563 mm
 Max. plate width:..... 845 mm

F Diam. du trou:..... 2,6 mm
 Vide:..... 22,10%
 Larg. maxi de perf.:..... 563 mm
 Larg. maxi de plaque:..... 845 mm

PERFORATION RG-L44

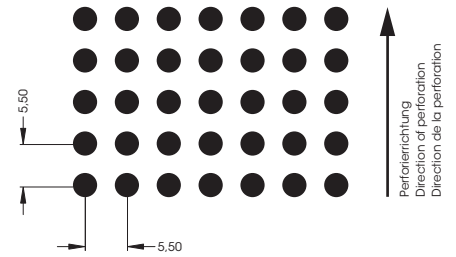



D Lochdurchmesser:..... 3,1 mm
 Freier Querschnitt:..... 19,30%
 Max. Perforierbreite:..... 1 435 mm
 Max. Platinenbreite:..... 1 400 mm

E Hole diameter:..... 3.1 mm
 Open area:..... 19.30%
 Max. width of perforation:..... 1 435 mm
 Max. plate width:..... 1 400 mm

F Diam. du trou:..... 3,1 mm
 Vide:..... 19,30%
 Larg. maxi de perf.:..... 1 435 mm
 Larg. maxi de plaque:..... 1 400 mm

PERFORATION RG-L27

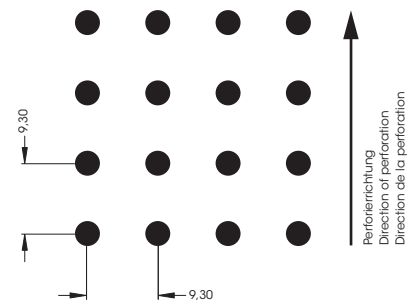



D Lochdurchmesser:..... 3,2 mm
 Freier Querschnitt:..... 26,60%
 Max. Perforierbreite:..... 1 270,5 mm
 Max. Platinenbreite:..... 1 400 mm

E Hole diameter:..... 3.2 mm
 Open area:..... 26.60%
 Max. width of perforation:... 1 270.5 mm
 Max. plate width:..... 1 400 mm

F Diam. du trou:..... 3,2 mm
 Vide:..... 26,60%
 Larg. maxi de perf.:..... 1 270,5 mm
 Larg. maxi de plaque:..... 1 400 mm

PERFORATION RG-L10



D Lochdurchmesser:..... 3,3 mm
 Freier Querschnitt:..... 9,90%
 Max. Perforierbreite:..... 697 mm
 Max. Platinenbreite:..... 810 mm

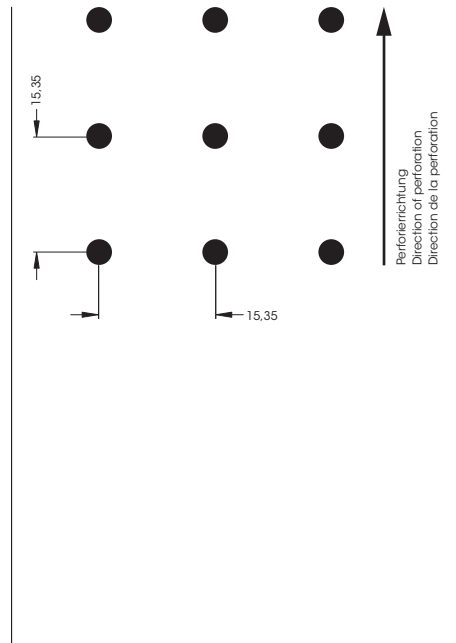

E Hole diameter:..... 3.3 mm
 Open area:..... 9.90%
 Max. width of perforation:..... 697 mm
 Max. plate width:..... 810 mm

F Diam. du trou:..... 3,3 mm
 Vide:..... 9,90%
 Larg. maxi de perf.:..... 697 mm
 Larg. maxi de plaque:..... 810 mm

PERFORATION

RUNDLOCHUNG GERADE
 ROUND HOLES STRAIGHT
 PERFORATIONS RONDES EN LIGNES DROITES

PERFORATION RG-L7

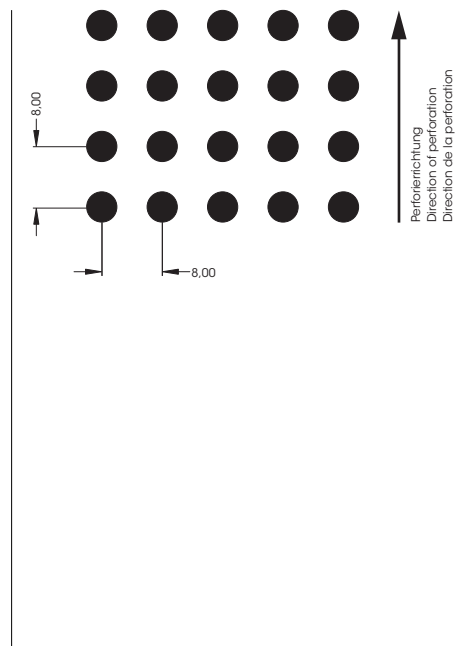



D Lochdurchmesser:..... 3,4 mm
 Freier Querschnitt:..... 3,90%
 Max. Perforierbreite:..... 690 mm
 Max. Platinenbreite:..... 765 mm

E Hole diameter:..... 3.4 mm
 Open area:..... 3.90%
 Max. width of perforation:..... 690 mm
 Max. plate width:..... 765 mm

F Diam. du trou:..... 3,4 mm
 Vide:..... 3,90%
 Larg. maxi de perf.:..... 690 mm
 Larg. maxi de plaque:..... 765 mm

PERFORATION RG-L31

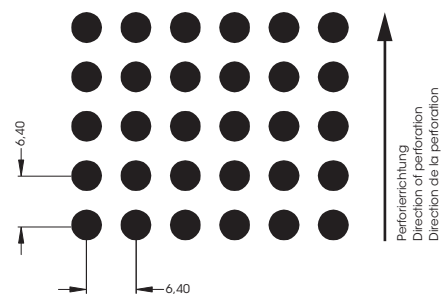



D Lochdurchmesser:..... 4,0 mm
 Freier Querschnitt:..... 19,60%
 Max. Perforierbreite:..... 1 264 mm
 Max. Platinenbreite:..... 1 400 mm

E Hole diameter:..... 4.0 mm
 Open area:..... 19.60%
 Max. width of perforation:..... 1 264 mm
 Max. plate width:..... 1 400 mm

F Diam. du trou:..... 4,0 mm
 Vide:..... 19,60%
 Larg. maxi de perf.:..... 1 264 mm
 Larg. maxi de plaque:..... 1 400 mm

PERFORATION RG-L40

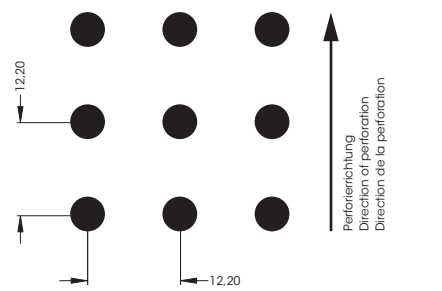



D Lochdurchmesser:..... 4,0mm
 Freier Querschnitt:..... 30,70%
 Max. Perforierbreite:..... 1 318,4mm
 Max. Platinenbreite:..... 1 400mm

E Hole diameter:..... 4.0mm
 Open area:..... 30.70%
 Max. width of perforation:.... 1 318,4mm
 Max. plate width:..... 1 400mm

F Diam. du trou:..... 4,0mm
 Vide:..... 30,70%
 Larg. maxi de perf.:..... 1 318,4mm
 Larg. maxi de plaque:..... 1 400mm

PERFORATION RG-L5



D Lochdurchmesser:..... 4,6mm
 Freier Querschnitt:..... 11,20%
 Max. Perforierbreite:..... 695mm
 Max. Platinenbreite:..... 765mm

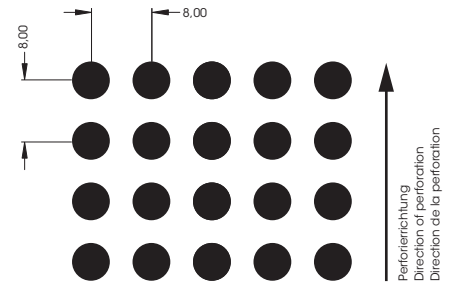

E Hole diameter:..... 4.6mm
 Open area:..... 11.20%
 Max. width of perforation:..... 695mm
 Max. plate width:..... 765mm

F Diam. du trou:..... 4,6mm
 Vide:..... 11,20%
 Larg. maxi de perf.:..... 695mm
 Larg. maxi de plaque:..... 765mm

PERFORATION

RUNDLOCHUNG GERADE
 ROUND HOLES STRAIGHT
 PERFORATIONS RONDES EN LIGNES DROITES

PERFORATION RG-L42

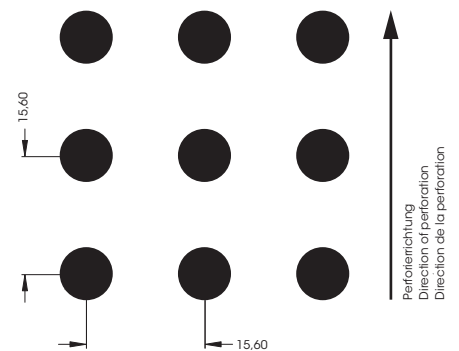



D Lochdurchmesser:..... 5,0 mm
 Freier Querschnitt:..... 30,70%
 Max. Perforierbreite:..... 1 328 mm
 Max. Platinenbreite:..... 1 400 mm

E Hole diameter:..... 5.0 mm
 Open area:..... 30.70%
 Max. width of perforation:..... 1 328 mm
 Max. plate width:..... 1 400 mm

F Diam. du trou:..... 5,0 mm
 Vide:..... 30,70%
 Larg. maxi de perf.:..... 1 328 mm
 Larg. maxi de plaque:..... 1 400 mm

PERFORATION RG-L22

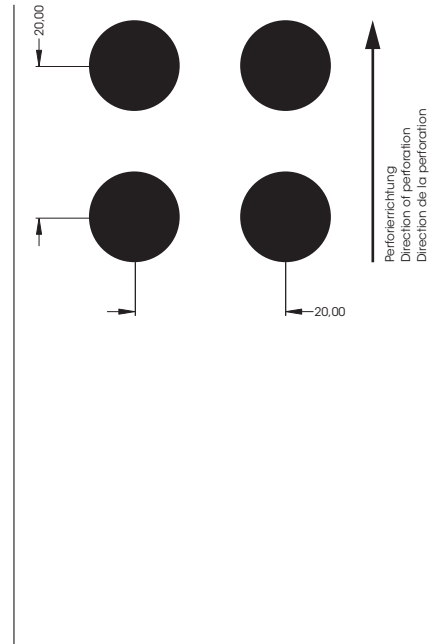



D Lochdurchmesser:..... 7,0 mm
 Freier Querschnitt:..... 16,00%
 Max. Perforierbreite:..... 1 295 mm
 Max. Platinenbreite:..... 1 400 mm

E Hole diameter:..... 7.0 mm
 Open area:..... 16.00%
 Max. width of perforation:..... 1 295 mm
 Max. plate width:..... 1 400 mm

F Diam. du trou:..... 7,0 mm
 Vide:..... 16,00%
 Larg. maxi de perf.:..... 1 295 mm
 Larg. maxi de plaque:..... 1 400 mm

PERFORATION RG-L18



D Lochdurchmesser:..... 12,0mm
 Freier Querschnitt:..... 28,30%
 Max. Perforierbreite:..... 760mm
 Max. Platinenbreite:..... 840mm

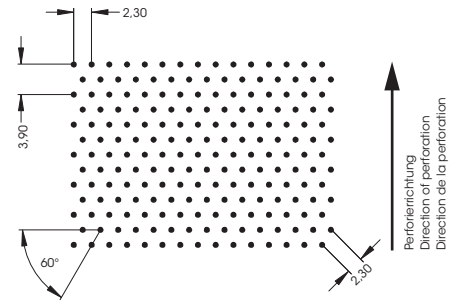

E Hole diameter:..... 12.0mm
 Open area:..... 28.30%
 Max. width of perforation:..... 760mm
 Max. plate width:..... 840mm

F Diam. du trou:..... 12,0mm
 Vide:..... 28,30%
 Larg. maxi de perf.:..... 760mm
 Larg. maxi de plaque:..... 840mm

PERFORATION

RUNDLOCHUNG VERSETZT
 ROUND HOLES STAGGERED
 PERFORATION RONDE EN QUINCONCE

PERFORATION RV-L09

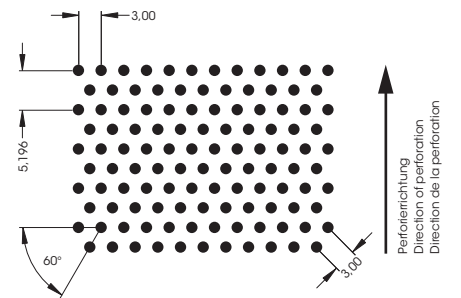



D Lochdurchmesser:..... 0,8 mm
 Freier Querschnitt:..... 11,20%
 Max. Perforierbreite:..... 1 451,3 mm
 Max. Platinenbreite:..... 1 400 mm

E Hole diameter:..... 0.8 mm
 Open area:..... 11.20%
 Max. width of perforation:..... 1 451.3 mm
 Max. plate width:..... 1 400 mm

F Diam. du trou:..... 0,8 mm
 Vide:..... 11,20%
 Larg. maxi de perf.:..... 1 451,3 mm
 Larg. maxi de plaque:..... 1 400 mm

PERFORATION RV-L3

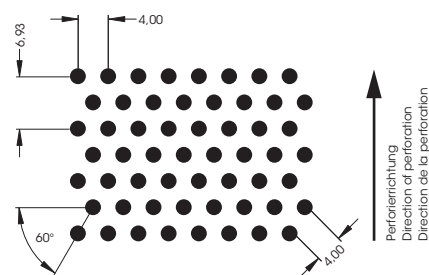



D Lochdurchmesser:..... 1,5 mm
 Freier Querschnitt:..... 22,70%
 Max. Perforierbreite:..... 804 mm
 Max. Platinenbreite:..... 820 mm

E Hole diameter:..... 1.5 mm
 Open area:..... 22.70%
 Max. width of perforation:..... 804 mm
 Max. plate width:..... 820 mm

F Diam. du trou:..... 1,5 mm
 Vide:..... 22,70%
 Larg. maxi de perf.:..... 804 mm
 Larg. maxi de plaque:..... 820 mm

PERFORATION RV-L6 [STANDARD]

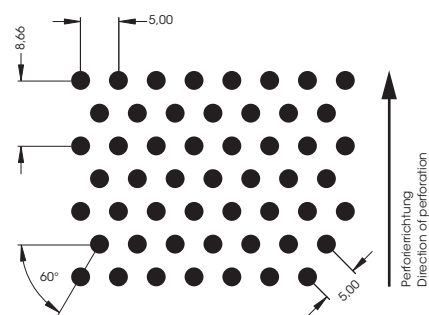



D Lochdurchmesser:..... 2,1 mm
 Freier Querschnitt:..... 25,00%
 Max. Perforierbreite:..... 1 464 mm
 Max. Platinenbreite:..... 1 400 mm

E Hole diameter:..... 2.1 mm
 Open area:..... 25.00%
 Max. width of perforation:..... 1 464 mm
 Max. plate width:..... 1 400 mm

F Diam. du trou:..... 2.1 mm
 Vide:..... 25,00%
 Larg. maxi de perf.:..... 1 464 mm
 Larg. maxi de plaque:..... 1 400 mm

PERFORATION RV-L9



D Lochdurchmesser:..... 2,5 mm
 Freier Querschnitt:..... 22,70%
 Max. Perforierbreite:..... 905 mm
 Max. Platinenbreite:..... 940 mm

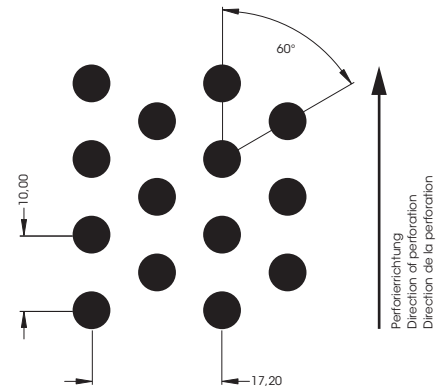

E Hole diameter:..... 2.5 mm
 Open area:..... 22.70%
 Max. width of perforation:..... 905 mm
 Max. plate width:..... 940 mm

F Diam. du trou:..... 2,5 mm
 Vide:..... 22,70%
 Larg. maxi de perf.:..... 905 mm
 Larg. maxi de plaque:..... 940 mm

PERFORATION

RUNDLOCHUNG VERSETZT
 ROUND HOLES STAGGERED
 PERFORATION RONDE EN QUINCONCE

PERFORATION RV-L50

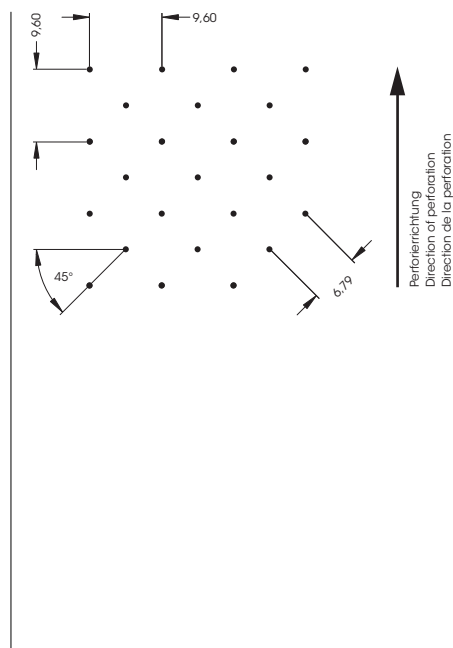



D Lochdurchmesser:..... 5,0mm
 Freier Querschnitt:..... 22,70%
 Max. Perforierbreite:..... 1 427,6mm
 Max. Platinenbreite:..... 1 400mm

E Hole diameter:..... 5.0mm
 Open area:..... 22.70%
 Max. width of perforation:... 1 427.6mm
 Max. plate width:..... 1 400mm

F Diam. du trou:..... 5,0mm
 Vide:..... 22,70%
 Larg. maxi de perf.:..... 1 427,6mm
 Larg. maxi de plaque:..... 1 400mm

PERFORATION RD-L06

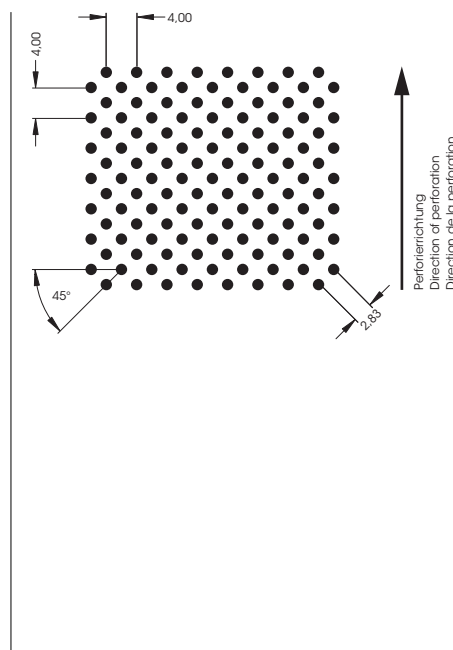



D Lochdurchmesser:..... 0,8 mm
 Freier Querschnitt:..... 1,10%
 Max. Perforierbreite:..... 1 272 mm
 Max. Platinenbreite:..... 1 400 mm

E Hole diameter:..... 0.8 mm
 Open area:..... 1.10%
 Max. width of perforation:..... 1 272 mm
 Max. plate width:..... 1 400 mm

F Diam. du trou:..... 0,8 mm
 Vide:..... 1,10%
 Larg. maxi de perf.:..... 1 272 mm
 Larg. maxi de plaque:..... 1 400 mm

PERFORATION RD-L30 [STANDARD]



D Lochdurchmesser:..... 1,5 mm
 Freier Querschnitt:..... 22,00%
 Max. Perforierbreite:..... 1 440 mm
 Max. Platinenbreite:..... 1 400 mm

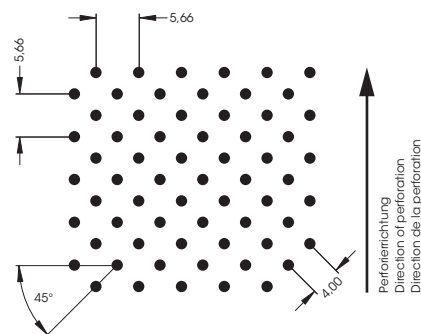

E Hole diameter:..... 1.5 mm
 Open area:..... 22.00%
 Max. width of perforation:..... 1 440 mm
 Max. plate width:..... 1 400 mm

F Diam. du trou:..... 1,5 mm
 Vide:..... 22,00%
 Larg. maxi de perf.:..... 1 440 mm
 Larg. maxi de plaque:..... 1 400 mm

PERFORATION

RUNDLOCHUNG DIAGONAL
 ROUND HOLES DIAGONAL
 PERFORATIONS RONDES EN DIAGONALE

PERFORATION RD-L33

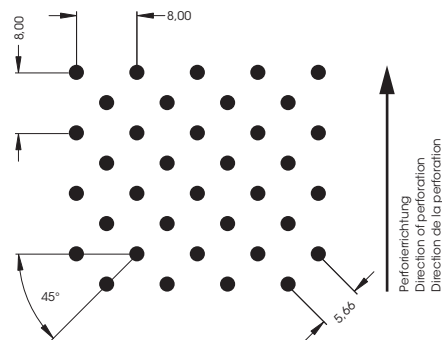



D Lochdurchmesser:..... 1,5 mm
 Freier Querschnitt:..... 11,00%
 Max. Perforierbreite:..... 1 447 mm
 Max. Platinenbreite:..... 1 400 mm

E Hole diameter:..... 1.5 mm
 Open area:..... 11.00%
 Max. width of perforation:..... 1 447 mm
 Max. plate width:..... 1 400 mm

F Diam. du trou:..... 1,5 mm
 Vide:..... 11,00%
 Larg. maxi de perf.:..... 1 447 mm
 Larg. maxi de plaque:..... 1 400 mm

PERFORATION RD-L26

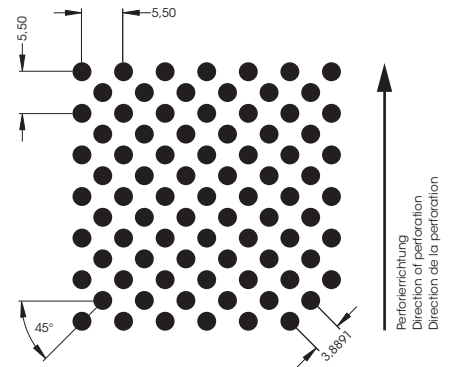



D Lochdurchmesser:..... 2,0 mm
 Freier Querschnitt:..... 10,00%
 Max. Perforierbreite:..... 1 276 mm
 Max. Platinenbreite:..... 1 400 mm

E Hole diameter:..... 2.0 mm
 Open area:..... 10.00%
 Max. width of perforation:..... 1 276 mm
 Max. plate width:..... 1 400 mm

F Diam. du trou:..... 2,0 mm
 Vide:..... 10,00%
 Larg. maxi de perf.:..... 1 276 mm
 Larg. maxi de plaque:..... 1 400 mm

PERFORATION RD-L19

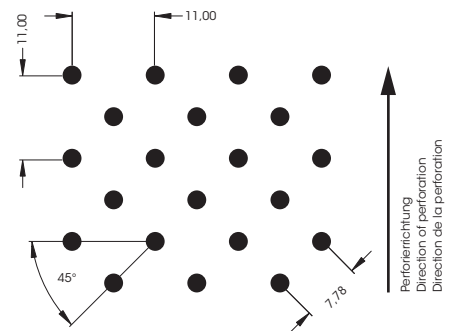



D Lochdurchmesser:..... 2,5 mm
 Freier Querschnitt:..... 32,40%
 Max. Perforierbreite:..... 1 397 mm
 Max. Platinenbreite:..... 1 400 mm

E Hole diameter:..... 2.5 mm
 Open area:..... 32.40%
 Max. width of perforation:..... 1 397 mm
 Max. plate width:..... 1 400 mm

F Diam. du trou:..... 2,5 mm
 Vide:..... 32,40%
 Larg. maxi de perf.:..... 1 397 mm
 Larg. maxi de plaque:..... 1 400 mm

PERFORATION RD-L16



D Lochdurchmesser:..... 2,5 mm
 Freier Querschnitt:..... 8,10%
 Max. Perforierbreite:..... 1 397 mm
 Max. Platinenbreite:..... 1 400 mm

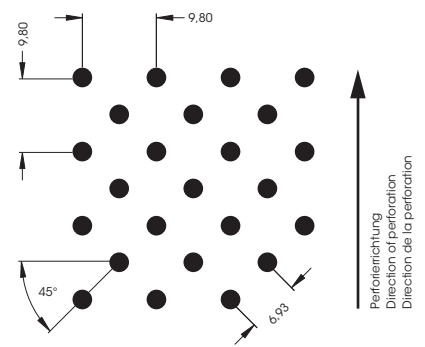

E Hole diameter:..... 2.5 mm
 Open area:..... 8.10%
 Max. width of perforation:..... 1 397 mm
 Max. plate width:..... 1 400 mm

F Diam. du trou:..... 2,5 mm
 Vide:..... 8,10%
 Larg. maxi de perf.:..... 1 397 mm
 Larg. maxi de plaque:..... 1 400 mm

PERFORATION

RUNDLOCHUNG DIAGONAL
 ROUND HOLES DIAGONAL
 PERFORATIONS RONDES EN DIAGONALE

PERFORATION RD-L14

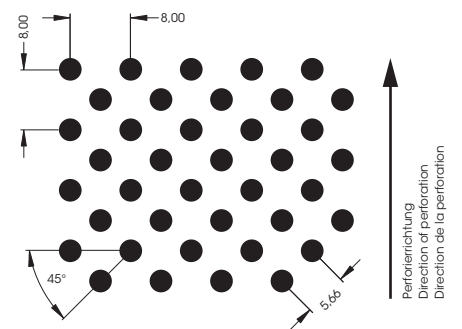



D Lochdurchmesser:..... 2,6 mm
 Freier Querschnitt:..... 11,10%
 Max. Perforierbreite:..... 563 mm
 Max. Platinenbreite:..... 845 mm

E Hole diameter:..... 2.6 mm
 Open area:..... 11.10%
 Max. width of perforation:..... 563 mm
 Max. plate width:..... 845 mm

F Diam. du trou:..... 2,6 mm
 Vide:..... 11,10%
 Larg. maxi de perf.:..... 563 mm
 Larg. maxi de plaque:..... 845 mm

PERFORATION RD-L23

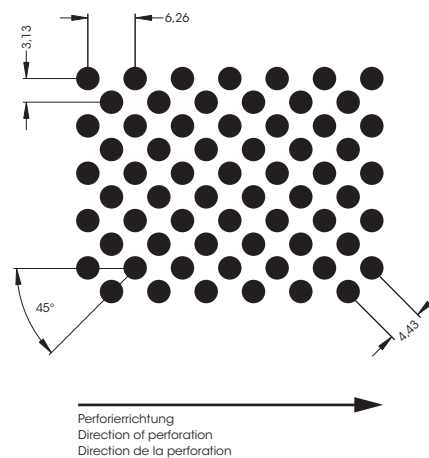



D Lochdurchmesser:..... 3,0 mm
 Freier Querschnitt:..... 22,00%
 Max. Perforierbreite:..... 1 280 mm
 Max. Platinenbreite:..... 1 400 mm

E Hole diameter:..... 3.0 mm
 Open area:..... 22.00%
 Max. width of perforation:..... 1 280 mm
 Max. plate width:..... 1 400 mm

F Diam. du trou:..... 3,0 mm
 Vide:..... 22,00%
 Larg. maxi de perf.:..... 1 280 mm
 Larg. maxi de plaque:..... 1 400 mm

PERFORATION RD-L43

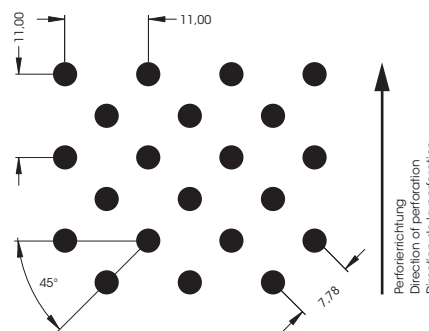



D Lochdurchmesser:..... 3,1 mm
 Freier Querschnitt:..... 38,50%
 Max. Perforierbreite:..... 1 440 mm
 Max. Platinenbreite:..... 1 400 mm

E Hole diameter:..... 3.1 mm
 Open area:..... 38.50%
 Max. width of perforation:..... 1 440 mm
 Max. plate width:..... 1 400 mm

F Diam. du trou:..... 3,1 mm
 Vide:..... 38,50%
 Larg. maxi de perf.:..... 1 440 mm
 Larg. maxi de plaque:..... 1 400 mm

PERFORATION RD-L28



D Lochdurchmesser:..... 3,2 mm
 Freier Querschnitt:..... 13,30%
 Max. Perforierbreite:..... 1 270,5 mm
 Max. Platinenbreite:..... 1 400 mm

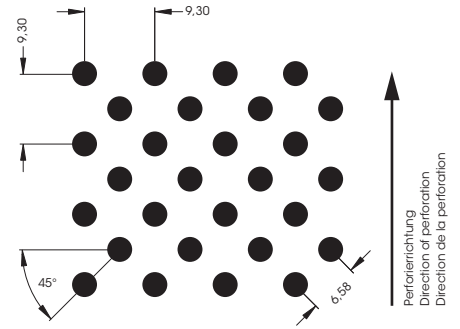

E Hole diameter:..... 3.2 mm
 Open area:..... 13.30%
 Max. width of perforation:..... 1 270.5 mm
 Max. plate width:..... 1 400 mm

F Diam. du trou:..... 3,2 mm
 Vide:..... 13,30%
 Larg. maxi de perf.:..... 1 270,5 mm
 Larg. maxi de plaque:..... 1 400 mm

PERFORATION

RUNDLOCHUNG DIAGONAL
 ROUND HOLES DIAGONAL
 PERFORATIONS RONDES EN DIAGONALE

PERFORATION RD-L8

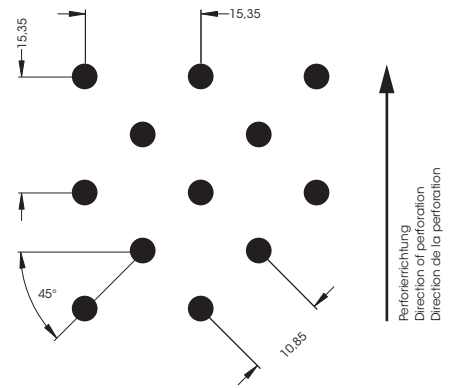



D Lochdurchmesser:..... 3,3 mm
 Freier Querschnitt:..... 19,80%
 Max. Perforierbreite:..... 697 mm
 Max. Platinenbreite:..... 810 mm

E Hole diameter:..... 3.3 mm
 Open area:..... 19.80%
 Max. width of perforation:..... 697 mm
 Max. plate width:..... 810 mm

F Diam. du trou:..... 3,3 mm
 Vide:..... 19,80%
 Larg. maxi de perf.:..... 697 mm
 Larg. maxi de plaque:..... 810 mm

PERFORATION RD-L4

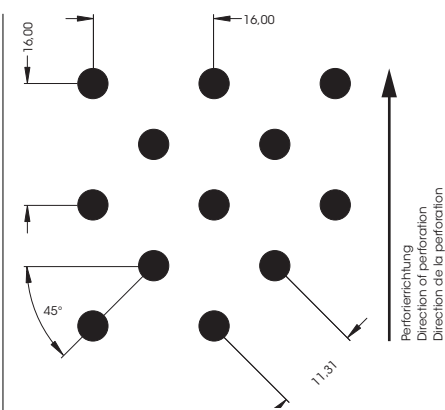



D Lochdurchmesser:..... 3,4 mm
 Freier Querschnitt:..... 7,70%
 Max. Perforierbreite:..... 690 mm
 Max. Platinenbreite:..... 765 mm

E Hole diameter:..... 3.4 mm
 Open area:..... 7.70%
 Max. width of perforation:..... 690 mm
 Max. plate width:..... 765 mm

F Diam. du trou:..... 3,4 mm
 Vide:..... 7,70%
 Larg. maxi de perf.:..... 690 mm
 Larg. maxi de plaque:..... 765 mm

PERFORATION RD-L32

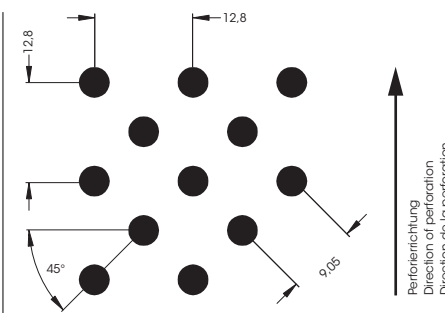



D Lochdurchmesser:..... 4,0mm
 Freier Querschnitt:..... 9,80%
 Max. Perforierbreite:..... 1 264mm
 Max. Platinenbreite:..... 1 400mm

E Hole diameter:..... 4.0mm
 Open area:..... 9.80%
 Max. width of perforation:..... 1 264mm
 Max. plate width:..... 1 400mm

F Diam. du trou:..... 4,0mm
 Vide:..... 9,80%
 Larg. maxi de perf.:..... 1 264mm
 Larg. maxi de plaque:..... 1 400mm

PERFORATION RD-L41

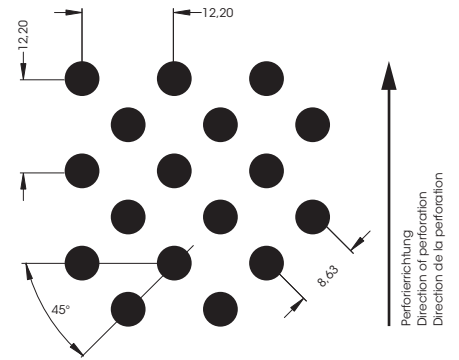



D Lochdurchmesser:..... 4,0mm
 Freier Querschnitt:..... 15,30%
 Max. Perforierbreite:..... 1 318,4mm
 Max. Platinenbreite:..... 1 400mm

E Hole diameter:..... 4.0mm
 Open area:..... 15.30%
 Max. width of perforation:..... 1 318,4mm
 Max. plate width:..... 1 400mm

F Diam. du trou:..... 4,0mm
 Vide:..... 15,30%
 Larg. maxi de perf.:..... 1 318,4mm
 Larg. maxi de plaque:..... 1 400mm

PERFORATION RD-L2

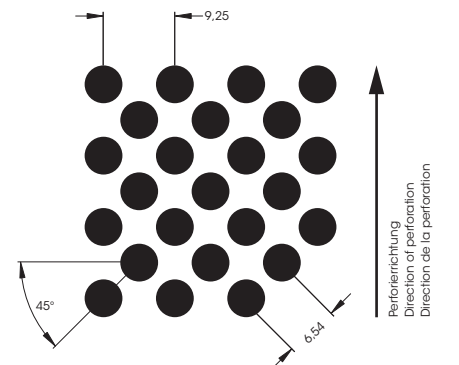



D Lochdurchmesser:..... 4,6 mm
Freier Querschnitt:..... 22,30%
Max. Perforierbreite:..... 695 mm
Max. Platinenbreite:..... 765 mm

E Hole diameter:..... 4.6 mm
Open area:..... 22.30%
Max. width of perforation:..... 695 mm
Max. plate width:..... 765 mm

F Diam. du trou:..... 4,6 mm
Vide:..... 22,30%
Larg. maxi de perf.:..... 695 mm
Larg. maxi de plaque:..... 765 mm

PERFORATION RD-L52 [LÜFTUNGSPERF. | PERFORATION FOR VENTILATION PLATE | PERFORATION POUR PLAQUE D'AERATION]



D Lochdurchmesser:..... 5,0 mm
Freier Querschnitt:..... 46,00%
Max. Perforierbreite:..... 1 400 mm
Max. Platinenbreite:..... 1 400 mm

E Hole diameter:..... 5.0 mm
Open area:..... 46.00%
Max. width of perforation:..... 1 400 mm
Max. plate width:..... 1 400 mm

F Diam. du trou:..... 5,0 mm
Vide:..... 46,00%
Larg. maxi de perf.:..... 1 400 mm
Larg. maxi de plaque:..... 1 400 mm

Lochfeld [Standard]

185 x 185 mm
231,25 x 231,25 mm
296 x 296 mm
379,25 x 379,25 mm
471,75 x 471,75 mm

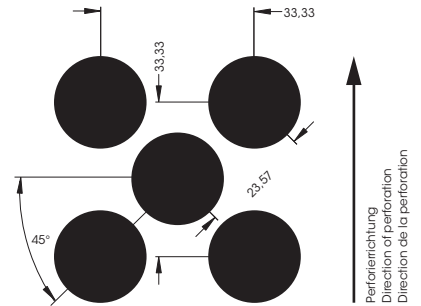

Field of perforation [Standard]

185 x 185 mm
231.25 x 231.25 mm
296 x 296 mm
379.25 x 379.25 mm
471.75 x 471.75 mm

Champ de perforation [Standard]

185 x 185 mm
231,25 x 231,25 mm
296 x 296 mm
379,25 x 379,25 mm
471,75 x 471,75 mm

PERFORATION RD-L51



D Lochdurchmesser: 20,0mm
 Freier Querschnitt: 56,00%
 Max. Perforierbreite: 1 400mm
 Max. Platinenbreite: 1 400mm

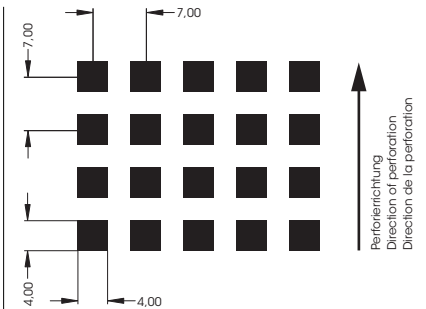

E Hole diameter: 20.0mm
 Open area: 56.00%
 Max. width of perforation: . . 1 400mm
 Max. plate width: 1 400mm

F Diam. du trou: 20,0mm
 Vide: 56,00%
 Larg. maxi de perf.: 1 400mm
 Larg. maxi de plaque: 1 400mm

PERFORATION

QUADRATLOCHUNG GERADE
 SQUARE PERFORATIONS STRAIGHT
 PERFORATIONS CARRÉES EN LIGNES DROITES

PERFORATION QG-L17

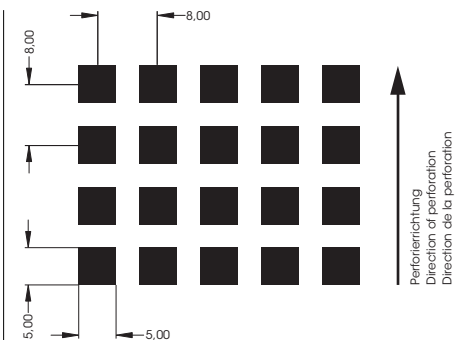



D Lochgröße:.....4,0x4,0mm
 Freier Querschnitt:..... 32,70%
 Max. Perforierbreite:..... 1 253mm
 Max. Platinenbreite:..... 1 400mm

E Hole size:.....4.0x4.0mm
 Open area:..... 32.70%
 Max. width of perforation:..... 1 253mm
 Max. plate width:..... 1 400mm

F Taille du trou:4,0x4,0mm
 Vide:..... 32,70%
 Larg. maxi de perf.:..... 1 253mm
 Larg. maxi de plaque:..... 1 400mm

PERFORATION QG-L24

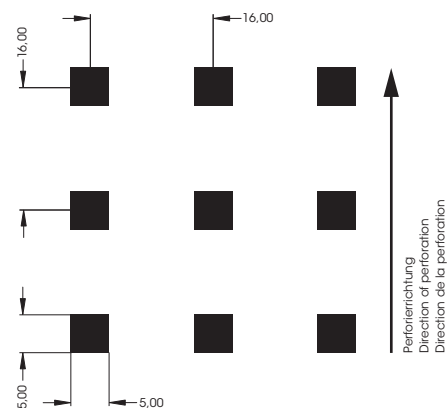



D Lochgröße:.....5,0x5,0mm
 Freier Querschnitt:..... 39,10%
 Max. Perforierbreite:..... 1 330mm
 Max. Platinenbreite:..... 1 400mm

E Hole size:.....5.0x5.0mm
 Open area:..... 39.10%
 Max. width of perforation:..... 1 330mm
 Max. plate width:..... 1 400mm

F Taille du trou:5,0x5,0mm
 Vide:..... 39,10%
 Larg. maxi de perf.:..... 1 330mm
 Larg. maxi de plaque:..... 1 400mm

PERFORATION QG-L38

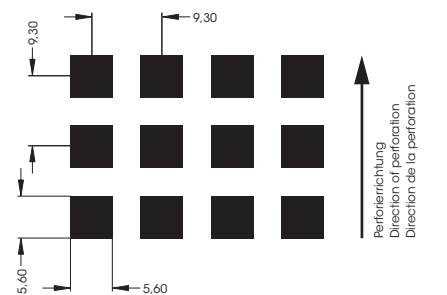



D Lochgröße:.....5,0x5,0 mm
 Freier Querschnitt:..... 9,70%
 Max. Perforierbreite:..... 1 328 mm
 Max. Platinenbreite:..... 1 400 mm

E Hole size:.....5.0x5.0 mm
 Open area:..... 9.70%
 Max. width of perforation:..... 1 328 mm
 Max. plate width:..... 1 400 mm

F Taille du trou:5,0x5,0 mm
 Vide:..... 9,70%
 Larg. maxi de perf.: 1 328 mm
 Larg. maxi de plaque:..... 1 400 mm

PERFORATION QG-L11



D Lochgröße:.....5,6x5,6 mm
 Freier Querschnitt:..... 36,30%
 Max. Perforierbreite:..... 474 mm
 Max. Platinenbreite:..... 670 mm

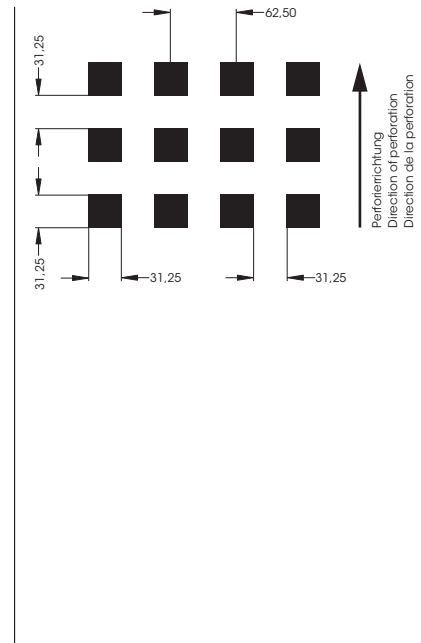
E Hole size:.....5.6x5.6 mm
 Open area:..... 36.30%
 Max. width of perforation:..... 474 mm
 Max. plate width:..... 670 mm

F Taille du trou:5,6x5,6 mm
 Vide:..... 36,30%
 Larg. maxi de perf.: 474 mm
 Larg. maxi de plaque:..... 670 mm

PERFORATION

QUADRATLOCHUNG GERADE
 SQUARE PERFORATIONS STRAIGHT
 PERFORATIONS CARRÉES EN LIGNES DROITES

PERFORATION QG-L20

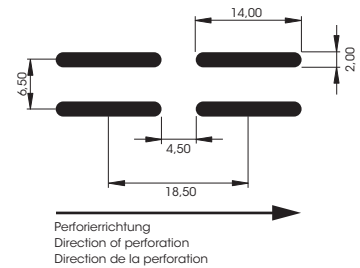



D Lochgröße:.....31,25x31,25 mm
 Freier Querschnitt:..... 25,00%
 Max. Perforierbreite:..... 562,5 mm
 Max. Platinenbreite:..... 870 mm

E Hole size:.....31.25x31.25 mm
 Open area:..... 25.00%
 Max. width of perforation:..... 562,5 mm
 Max. plate width:..... 870 mm

F Taille du trou:31,25x31,25 mm
 Vide:..... 25,00%
 Larg. maxi de perf.:..... 562,5 mm
 Larg. maxi de plaque:..... 870 mm

PERFORATION LG-L34

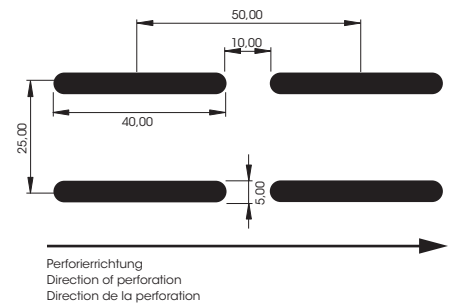



D Lochgröße:..... 14x2 mm
 Freier Querschnitt:..... 22,50%
 Max. Perforierbreite:..... 663 mm
 Max. Platinenbreite:..... 710 mm

E Hole size:..... 14x2 mm
 Open area:..... 22.50%
 Max. width of perforation:..... 663 mm
 Max. plate width:..... 710 mm

F Taille du trou:..... 14x2 mm
 Vide:..... 22,50%
 Larg. maxi de perf.:..... 663 mm
 Larg. maxi de plaque:..... 710 mm

PERFORATION LG-L12



D Lochgröße:..... 40x5 mm
 Freier Querschnitt:..... 15,60%
 Max. Perforierbreite:..... 550 mm
 Max. Platinenbreite:..... 845 mm

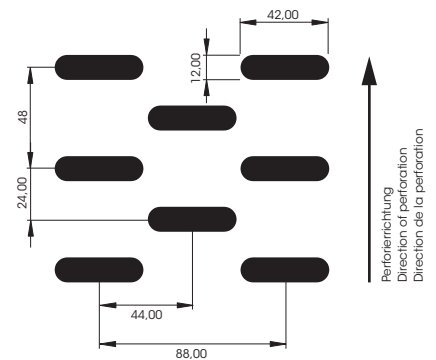

E Hole size:..... 40x5 mm
 Open area:..... 15.60%
 Max. width of perforation:..... 550 mm
 Max. plate width:..... 845 mm

F Taille du trou:..... 40x5 mm
 Vide:..... 15,60%
 Larg. maxi de perf.:..... 550 mm
 Larg. maxi de plaque:..... 845 mm

PERFORATION

LANGLOCHUNG VERSETZT
SLOT PERFORATIONS STAGGERED
TROU OBLONG EN QUINCONCE

PERFORATION LV-L36




D Lochgröße:.....42x12mm
Freier Querschnitt:..... 22,00%
Max. Perforierbreite:..... 658mm
Max. Platinenbreite:..... 1 000mm

E Hole size:.....42x12mm
Open area:..... 22,00%
Max. width of perforation:..... 658mm
Max. plate width:..... 1 000mm

F Taille du trou:42x12mm
Vide:..... 22,00%
Larg. maxi de perf.:..... 658mm
Larg. maxi de plaque:..... 1 000mm

LAUTSPRECHERPERFORATION



D Skizze verkleinert dargestellt

E Drawing is reduced in size

F Croquis en dimension réduite