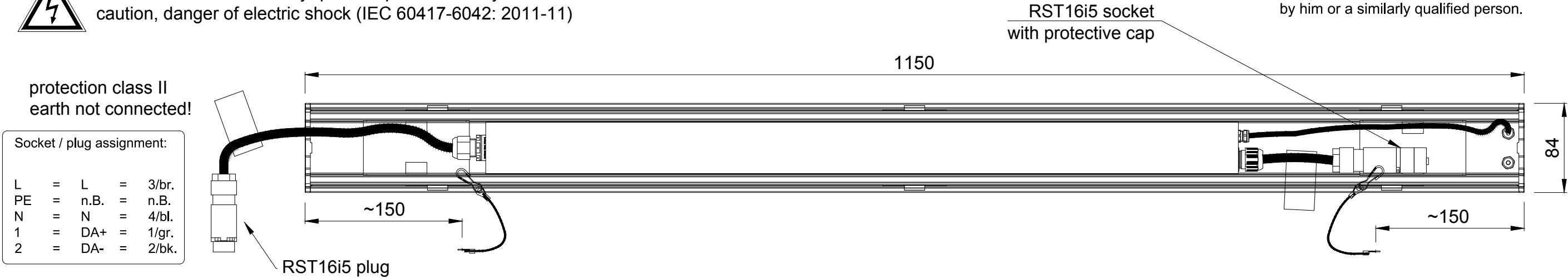




the electrical installation by qualified personnel only
caution, danger of electric shock (IEC 60417-6042: 2011-11)

The light source of this luminaire may only be replaced by the manufacturer or a service technician appointed by him or a similarly qualified person.

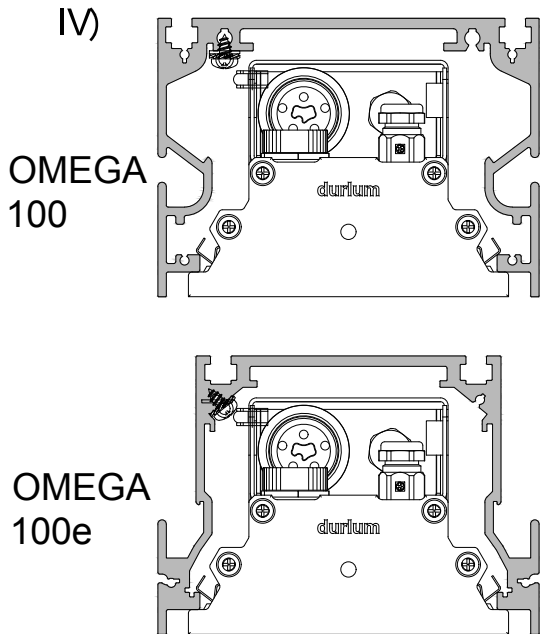
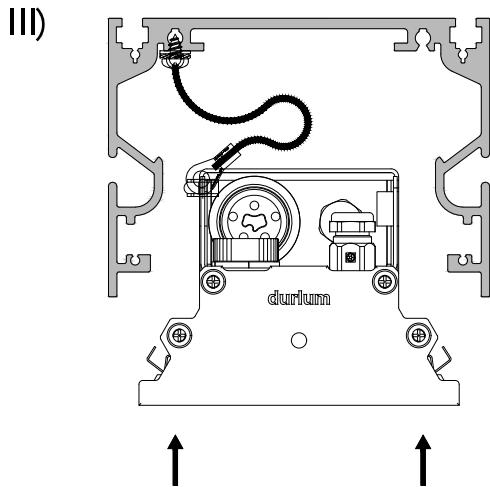
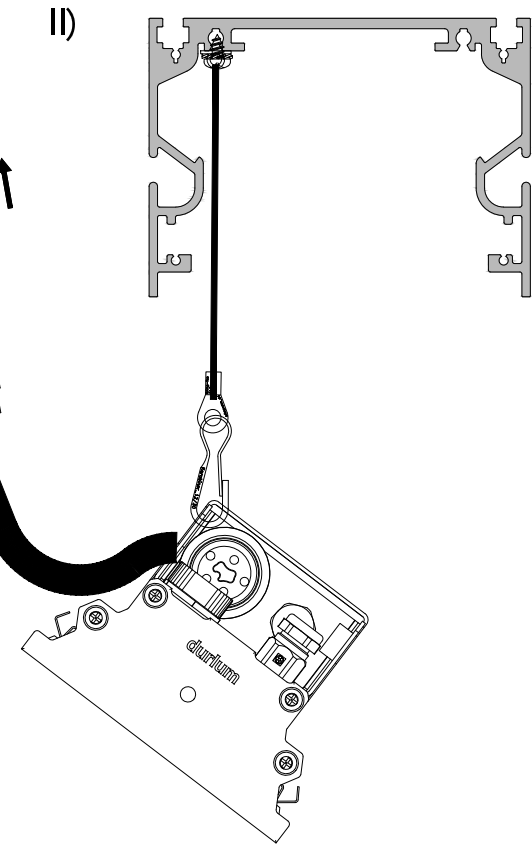
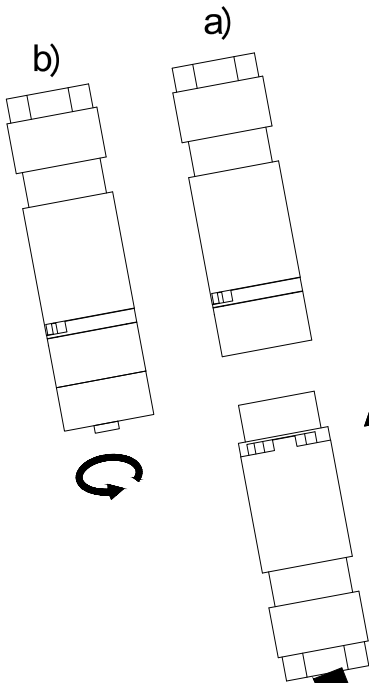
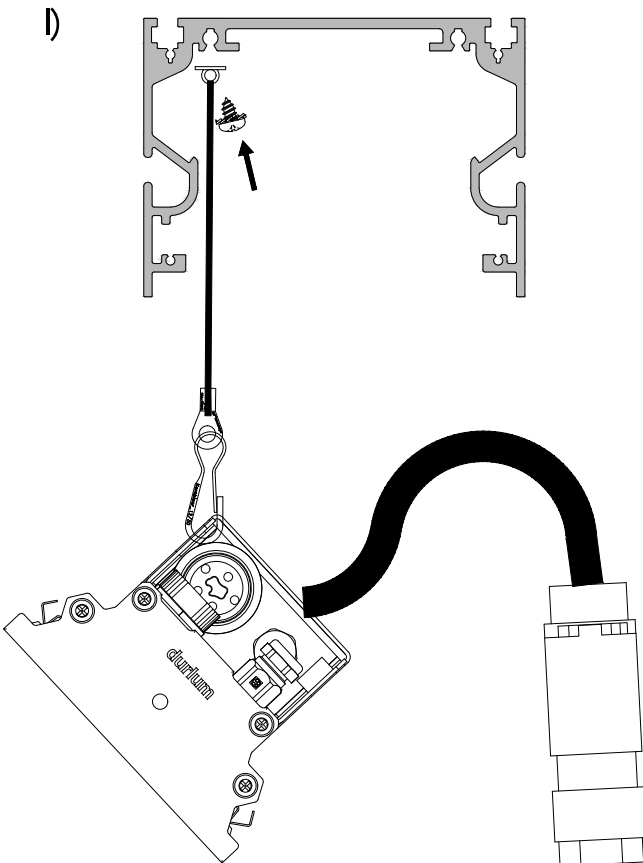


I) screw safety cables to luminaire channel.
Example shows OMEGA 100 variant

II) a) connect luminaire to on-site supply line with RST16i5 socket turquoise blue!
b) connect luminaire with through-wiring to existing socket of the previous luminaire! First unscrew the IP protective cap!

III) insert luminaire insert in duct! Make sure cables are not pinched or crushed!

IV) ready mounted luminaire




This drawing is passed on with all rights reserved to **durlum**, and must ONLY be used for common purpose projects.
Transmission to third parties especially to competitors is prohibited! **durlum** GmbH, Schopfheim, Germany
All technical modifications to be reserved.

subject to technical change



The luminaire must not be disposed of with household waste, but must be sent to the separate collection of WEEE.

recessed luminaire for OMEGA 100/100e/120
total power: 19W 4000K
electric connection: 230V / 50Hz
IP65 | IK10 | 
acc.to. EN60598-1