



PROFILE



# INHALT

## CONTENTS

### CONTENU

---

- 2-3** Profilübersicht  
Range of profiles  
*Gamme de profilé*
- 5-6** **P1** Eck- und Zierprofile  
**P1** Ornamental dry lining profile  
**P1** *Profilés cornières et d'ornement*
- 7-16** **P2** Bilder,- Vorhang- und Sockelleisten  
**P2** Picture, curtain and skirting rail trims  
**P2** *Profilés pour peintures, rideaux et socles*
- 17-42** **P3** Sichtbare Decken- und Wandprofile  
**P3** Exposed ceiling and wall profiles  
**P3** *Profilés visibles de plafonds et de murs*
- 43-48** **P4** Profile für Höhengsprünge und Einrahmungen  
**P4** Bulkhead and metal tile/plasterboard trims  
**P4** *Profilés pour différences de niveau et encadrements*
- 49-50** **P5** Profile für Sonderkonstruktionen  
**P5** Profiles for special constructions  
**P5** *Profilés pour constructions spéciales*
- 51-56** **P6** Unterkonstruktionen aus Stahl  
**P6** Steel suspensions  
**P6** *Ossature en acier*
- 57-61** **P7** Hohlkanäle  
**P7** Extruded channel rails  
**P7** *Tubes*


# P1

ECK- UND ZIERPROFILE  
ORNAMENTAL DRY LINING PROFILE  
*PROFILES CORNIERES ET D'ORNEMENT*



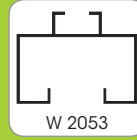
# P2

BILDER-, VORHANG- UND SOCKELLEISTEN  
PICTURE, CURTAIN AND SKIRTING RAIL TRIMS  
*PROFILES POUR PEINTURES, RIDEAUX ET SOCLES*



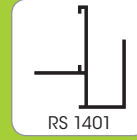
# P3

SICHTBARE DECKEN- UND WANDPROFILE  
EXPOSED CEILING AND WALL PROFILES  
*PROFILES VISIBLES DE PLAFONDS ET DE MURS*



# P4

PROFILE FÜR HÖHENSPRÜNGE UND EINRAHMUNGEN  
BULKHEAD AND METAL TILE / PLASTERBOARD TRIMS  
*PROFILES POUR DIFFERENCES DE NIVEAU ET ENCADREMENTS*



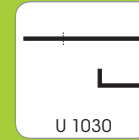
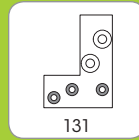
# P5

PROFILE FÜR SONDERKONSTRUKTIONEN  
PROFILES FOR SPECIAL CONSTRUCTIONS  
*PROFILES POUR CONSTRUCTIONS SPECIALES*



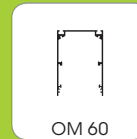
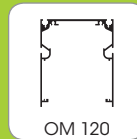

# P6

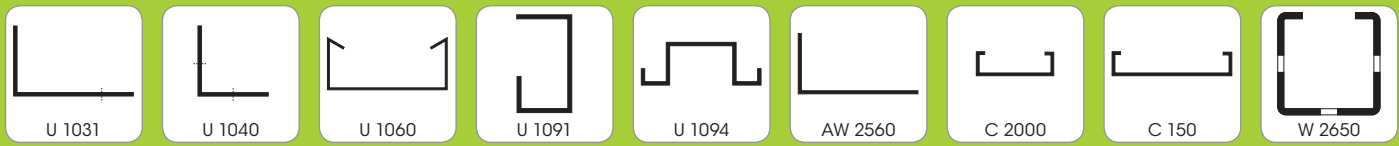
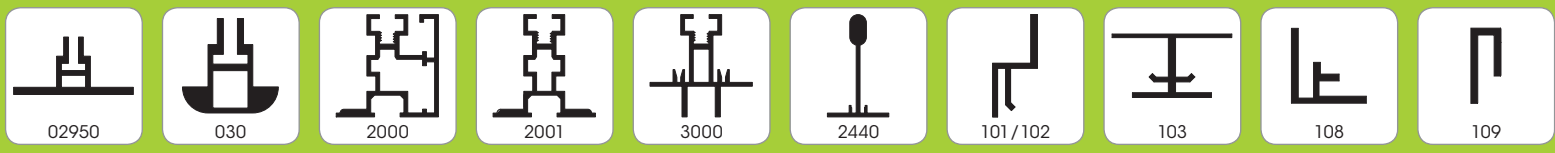
UNTERKONSTRUKTIONEN AUS STAHL  
STEEL SUSPENSIONS  
*OSSATURES EN ACIER*



# P7

HOHLKANÄLE  
EXTRUDED CHANNEL RAILS  
*TUBES*







# P1

Eck- und Zierprofile

Ornamental dry lining profiles

*Profilés cornières et d'ornement*

Aluminium

## F-RANDWINKEL

## PERIMETER F-ANGLE TRIM

## CORNIERE F

<b>F 025 F-Randwinkel</b> <b>F 025 perimeter F-angle trim</b> <b>F 025 cornière F</b> L=4000mm		
<b>F 2025 Stufen-F-Randwinkel</b> <b>F 2025 perimeter F-shadow angle trim</b> <b>F 2025 cornière périphérique joint creux fermé</b> L=4000mm		

## MÖGLICHE OBERFLÄCHEN

Aluminium roh, RAL Töne und Eloxalqualitäten auf Anfrage.

## AVAILABLE FINISH

Natural aluminium, RAL colours and anodized finish available on request.

## FINITIONS DISPONIBLES

Aluminium nature, teintes RAL et finitions anodisées sur demande.

## WERKSEITIGE BEARBEITUNG

## FACTORY MADE MACHINING

## FACONNEMENT A L'USINE

Fixlänge Fixed length Longueur fixe	Auf Gehrung Mitre ends En biais	Gebogen innen [auf Anfrage] Curved toe out [on request] Coudé à l'intérieur [sur demande]	Gebogen außen [auf Anfrage] Curved toe in [on request] Coudé à l'extérieur [sur demande]

## DURCHMESSERBESTIMMUNG

## CALCULATING DIMENSION OF DIAMETER

## CALCUL DE DIMENSION DU DIAMETRE

F 025	F 2025

### Durchmesserbestimmung oder Großradien [Wasserwagenlänge ist wichtig]:

$\varnothing = \text{Säulenumfang} / 3,14$

Wasserwaage im Bogen anlegen und Abstand Mitte Waage zur Wand messen [ $\varnothing$  innen]. Wasserwaagenmitte an Bogen anlegen und Abstände Ende Waage zur Wand messen [ $\varnothing$  außen].

### Calculating dimension of diameter [length of spirit-level is important]:

$\varnothing = \text{girth of column} / 3,14$   
 Place spirit-level at vault and measure distance of spirit-level center to wall [inner diam.]. Place center of spirit-level at vault and measure distance of end of spirit-level to wall [outer diam.].

Calculer la dimension du diamètre. [la longueur du niveau à bulle d'air est importante]:  $\varnothing = \text{périmètre de la colonne} / 3,14$ . Placer le niveau à bulle d'air sur la courbe et mesurer la distance au mur [diam. interne]. Placer le centre du niveau à bulle d'air sur la courbe et mesurer la distance entre le bout du niveau et le mur [diam. externe].



# P2

Bilder-, Vorhang- und Sockelleisten

Picture, curtain and skirting rail trims

*Profilés pour peintures, rideaux et socles*

Aluminium

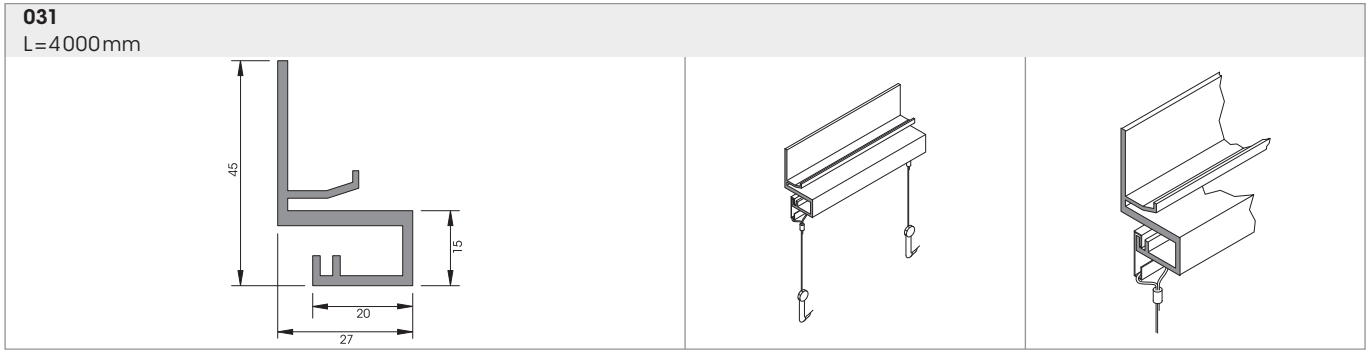
# P2

BILDER-, VORHANG- UND SOCKELLEISTEN: **031**  
 PICTURE, CURTAIN AND SKIRTING RAIL TRIMS: **031**  
 PROFILES POUR PEINTURES, RIDEAUX ET SOCLE: **031**

## BILDERLEISTE

## PICTURE RAIL

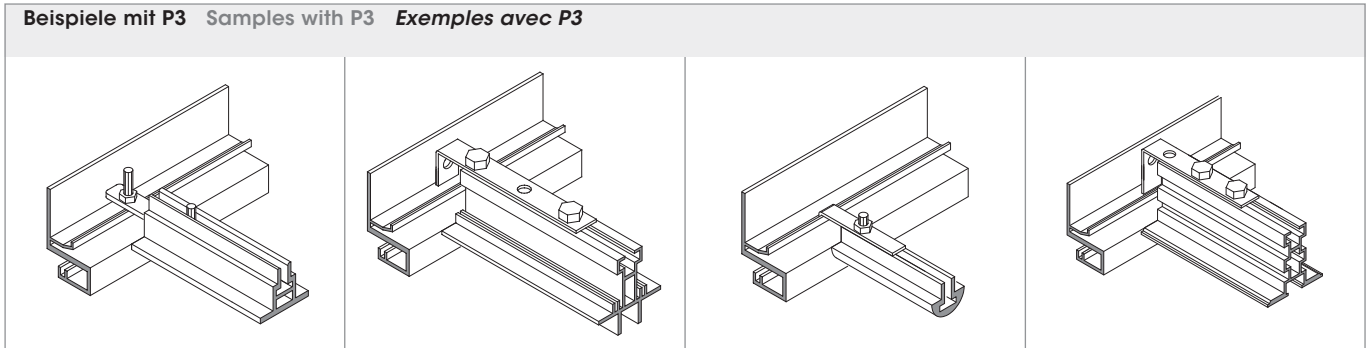
## PROFILE POUR PEINTURES



## ANWENDUNGSBEISPIELE

## APPLICATION EXAMPLE

## EXEMPLES D'UTILISATION



## MÖGLICHE OBERFLÄCHEN

Aluminium roh, RAL Töne und Eloxalqualitäten auf Anfrage.

## AVAILABLE FINISH

Natural aluminium, RAL colours and anodized finish available on request.

## FINITIONS DISPONIBLES

Aluminium nature, teintes RAL et finitions anodisées sur demande.

## WERKSEITIGE BEARBEITUNG

## FACTORY MADE MACHINING

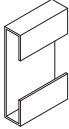

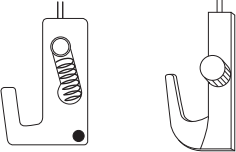
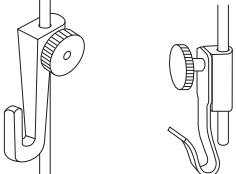
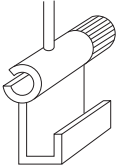
## FACONNEMENT A L'USINE

Fixlänge Fixed length Longueur fixe	Auf Gehrung Mitre ends En biais	Gebogen [auf Anfrage] Curved [on request] Coudé [sur demande]	

## ZUBEHÖRLISTE

## LIST OF ACCESSORIES

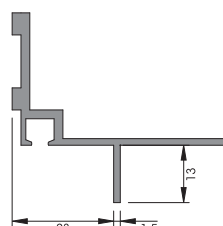
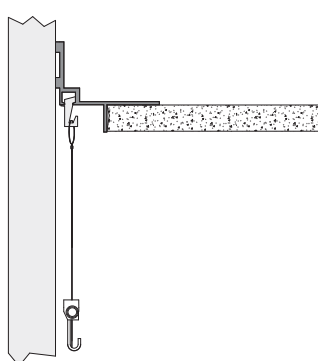
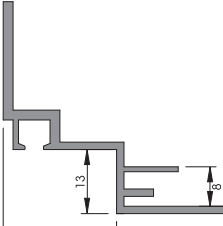
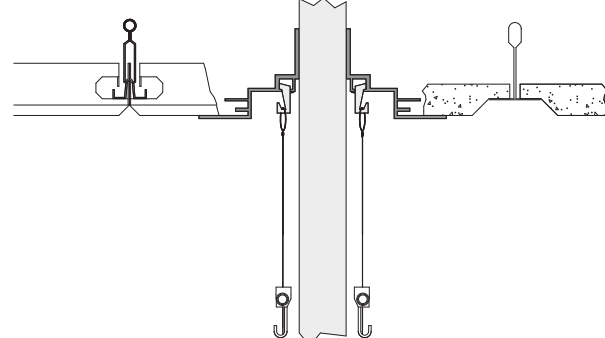
## LISTE DES ACCESSOIRES

Komponenten Components Composants	Artikelnummer [Bezeichnung/Material]	Article reference no. [Specification/material]	Références [Designation/matériaux]
	<b>076</b> • Galeriehaken	<b>076</b> • Gallery hook	<b>076</b> • Crochet galerie
	<b>7510.72</b> • Drahtseil Stahl, L= 1 500mm • Ø 1,3mm, mit Schlaufe  <b>7510.62</b> • Perlonseil, L= 1 500mm • Ø 2,0mm, mit Schlaufe	<b>7510.72</b> • Steel wire, L= 1 500mm • Diam. 1.3mm, with loop  <b>7510.62</b> • Nylon rope, L= 1 500mm • Diam. 2.0mm, with loop	<b>7510.72</b> • Filin d'acier, L= 1 500mm • Diam. 1,3mm, avec passant  <b>7510.62</b> • Fil de Perlon, L= 1 500mm • Diam. 2,0mm, avec passant
<b>7510.56</b> <b>7510.50</b> 	<b>7510.56</b> • Bilderhaken • Selbstklemmend, bis 12kg  <b>7510.50</b> • Bilderhaken „Robust“ • Bis 7kg	<b>7510.56</b> • Picture hook • Self-locking, up to 12kg  <b>7510.50</b> • Picture hook "Robust" • Up to 7kg	<b>7510.56</b> • Crochet peintures • Autoverrouillant, jusqu' à 12kg  <b>7510.50</b> • Crochet à peintures «Robust» • Jusqu' à 7kg
<b>7510.51</b> <b>7510.52</b> 	<b>7510.51</b> • Bilderhaken „Mini“ • Bis 4kg  <b>7510.52</b> • Bilderhaken „Deko“ • Bis 1kg	<b>7510.51</b> • Picture hook "Mini" • Up to 4kg  <b>7510.52</b> • Picture hook "Deko" • Up to 1kg	<b>7510.51</b> • Crochet peintures «Mini» • Jusqu' à 4kg  <b>7510.52</b> • Crochet peintures «Deko» • Jusqu' à 1kg
	<b>7510.53</b> • Bilderhaken • Für Aluminiumrahmen • Bis 10kg	<b>7510.53</b> • Picture hook • For aluminium frames • Up to 10kg	<b>7510.53</b> • Crochet peintures • Pour cadres en aluminium • Jusqu' à 10kg

## BILDERLEISTE

## PICTURE RAIL

## PROFILE POUR PEINTURES

<p><b>600</b> L=4000mm</p> 	
<p><b>616</b> L=4000mm</p> 	

## MÖGLICHE OBERFLÄCHEN

Weiß RAL 9010/9016, nach RAL/NCS [auf Anfrage], poliert/eloxiert [auf Anfrage].

## AVAILABLE FINISH

White RAL 9010/9016, acc. RAL/NCS [available on request] polished/anodized [available on request].



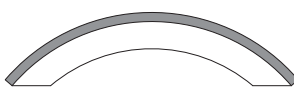

## FINITIONS DISPONIBLES

Blanc RAL 9010/9016, suivant RAL/NCS [sur demande], poli/anodisé [sur demande].

## WERKSEITIGE BEARBEITUNG

## FACTORY MADE MACHINING



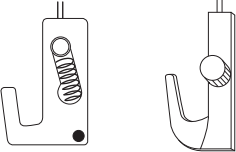
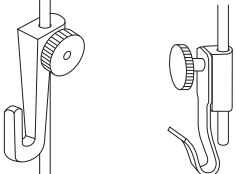
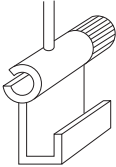
## FACONNEMENT A L'USINE

Fixlänge Fixed length Longueur fixe	Auf Gehrung Mitre ends En biais	Gebogen innen [auf Anfrage] Curved toe out [on request] Coudé à l'intérieur [sur demande]	Gebogen außen [auf Anfrage] Curved toe in [on request] Coudé à l'extérieur [sur demande]
			

## ZUBEHÖRLISTE

## LIST OF ACCESSORIES

## LISTE DES ACCESSOIRES

Komponenten Components Composants	Artikelnummer [Bezeichnung /Material]	Article reference no. [Specification /material]	Références [Designation /matériaux]
	<p><b>7510.27</b></p> <ul style="list-style-type: none"> <li>• Gleithaken</li> <li>• Für Montage im Profil 600/616</li> <li>• Tragkraft max. 20kg</li> <li>• Kann nachträglich an jeder Stelle eingeklipst werden</li> </ul>	<p><b>7510.27</b></p> <ul style="list-style-type: none"> <li>• Sliding hook</li> <li>• For use in profile 600/616</li> <li>• Max. load 20kg</li> <li>• Can be clipped and located at any position</li> </ul>	<p><b>7510.27</b></p> <ul style="list-style-type: none"> <li>• Crochet coulissant</li> <li>• Pour montage en profilé 600/616</li> <li>• Charge max. 20kg</li> <li>• Peut d'être clipser dedans à n'importe quel endroit</li> </ul>
	<p><b>7510.72</b></p> <ul style="list-style-type: none"> <li>• Drahtseil Stahl, L= 1 500mm</li> <li>• Ø 1,3mm, mit Schlaufe</li> </ul> <p><b>7510.62</b></p> <ul style="list-style-type: none"> <li>• Perlonseil, L= 1 500mm</li> <li>• Ø 2,0mm, mit Schlaufe</li> </ul>	<p><b>7510.72</b></p> <ul style="list-style-type: none"> <li>• Steel wire, L= 1 500mm</li> <li>• Diam. 1.3mm, with loop</li> </ul> <p><b>7510.62</b></p> <ul style="list-style-type: none"> <li>• Nylon rope, L= 1 500mm</li> <li>• Diam. 2.0mm, with loop</li> </ul>	<p><b>7510.72</b></p> <ul style="list-style-type: none"> <li>• Filin d'acier, L= 1 500mm</li> <li>• Diam. 1,3mm, avec passant</li> </ul> <p><b>7510.62</b></p> <ul style="list-style-type: none"> <li>• Fil de Perlon, L= 1 500mm</li> <li>• Diam. 2,0mm, avec passant</li> </ul>
<p><b>7510.56</b>      <b>7510.50</b></p> 	<p><b>7510.56</b></p> <ul style="list-style-type: none"> <li>• Bilderhaken</li> <li>• Selbstklemmend, bis 12kg</li> </ul> <p><b>7510.50</b></p> <ul style="list-style-type: none"> <li>• Bilderhaken „Robust“</li> <li>• Bis 7kg</li> </ul>	<p><b>7510.56</b></p> <ul style="list-style-type: none"> <li>• Picture hook</li> <li>• Self-locking, up to 12kg</li> </ul> <p><b>7510.50</b></p> <ul style="list-style-type: none"> <li>• Picture hook "Robust"</li> <li>• Up to 7kg</li> </ul>	<p><b>7510.56</b></p> <ul style="list-style-type: none"> <li>• Crochet peintures</li> <li>• Autoverrouillant, jusqu' à 12kg</li> </ul> <p><b>7510.50</b></p> <ul style="list-style-type: none"> <li>• Crochet à peintures «Robust»</li> <li>• Jusqu' à 7kg</li> </ul>
<p><b>7510.51</b>      <b>7510.52</b></p> 	<p><b>7510.51</b></p> <ul style="list-style-type: none"> <li>• Bilderhaken „Mini“</li> <li>• Bis 4kg</li> </ul> <p><b>7510.52</b></p> <ul style="list-style-type: none"> <li>• Bilderhaken „Deko“</li> <li>• Bis 1 kg</li> </ul>	<p><b>7510.51</b></p> <ul style="list-style-type: none"> <li>• Picture hook "Mini"</li> <li>• Up to 4kg</li> </ul> <p><b>7510.52</b></p> <ul style="list-style-type: none"> <li>• Picture hook "Deko"</li> <li>• Up to 1kg</li> </ul>	<p><b>7510.51</b></p> <ul style="list-style-type: none"> <li>• Crochet peintures «Mini»</li> <li>• Jusqu' à 4kg</li> </ul> <p><b>7510.52</b></p> <ul style="list-style-type: none"> <li>• Crochet peintures «Deko»</li> <li>• Jusqu' à 1kg</li> </ul>
	<p><b>7510.53</b></p> <ul style="list-style-type: none"> <li>• Bilderhaken</li> <li>• Für Aluminiumrahmen</li> <li>• Bis 10kg</li> </ul>	<p><b>7510.53</b></p> <ul style="list-style-type: none"> <li>• Picture hook</li> <li>• For aluminium frames</li> <li>• Up to 10kg</li> </ul>	<p><b>7510.53</b></p> <ul style="list-style-type: none"> <li>• Crochet peintures</li> <li>• Pour cadres en aluminium</li> <li>• Jusqu' à 10kg</li> </ul>

# P2

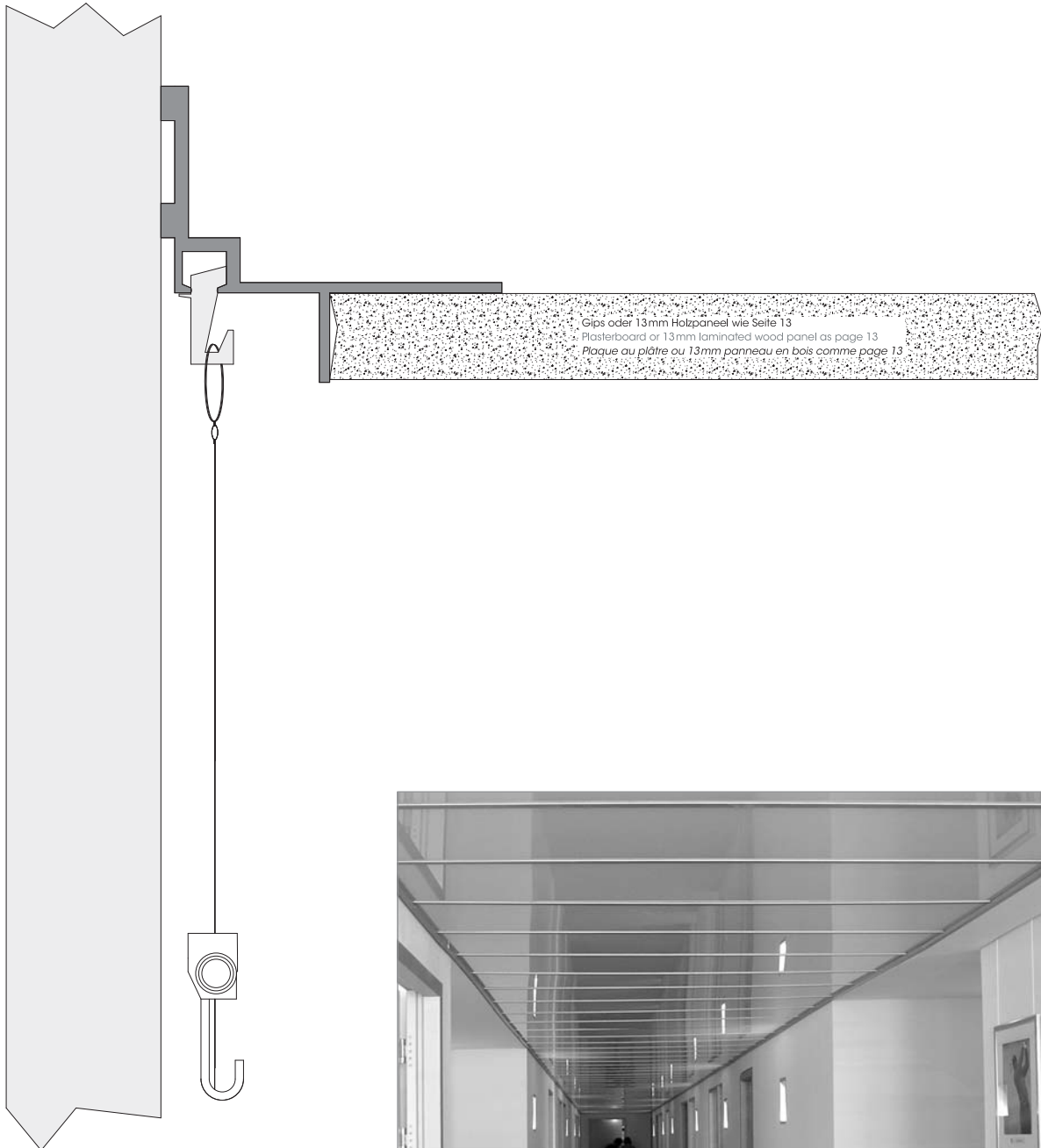
BILDER-, VORHANG- UND SOCKELLEISTEN: 600  
PICTURE, CURTAIN AND SKIRTING RAIL TRIMS: 600  
PROFILES POUR PEINTURES, RIDEAUX ET SOCLÉS: 600

## ANWENDUNGSBEISPIELE

## APPLICATION EXAMPLE

## EXEMPLES D'UTILISATION

600

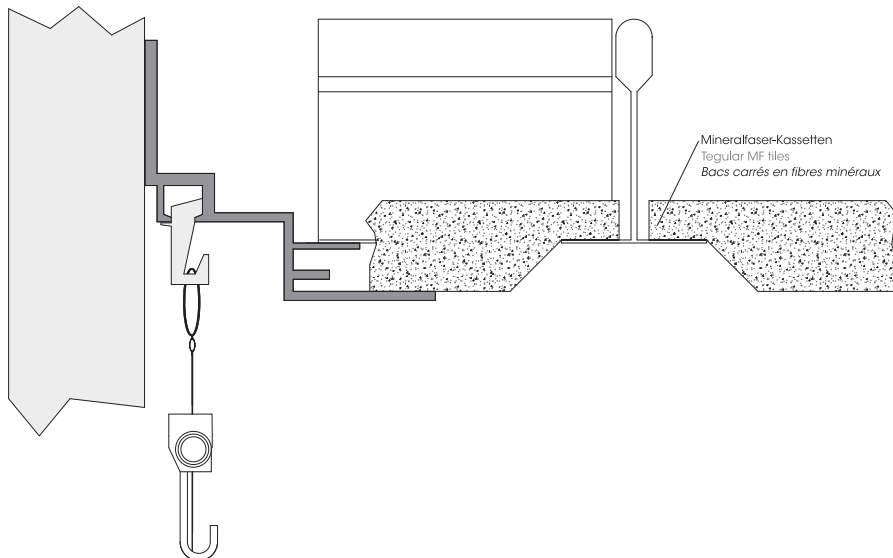
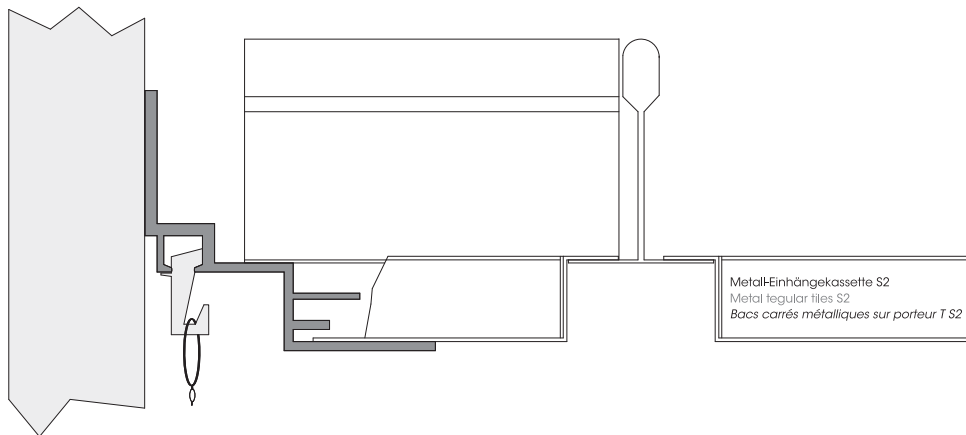
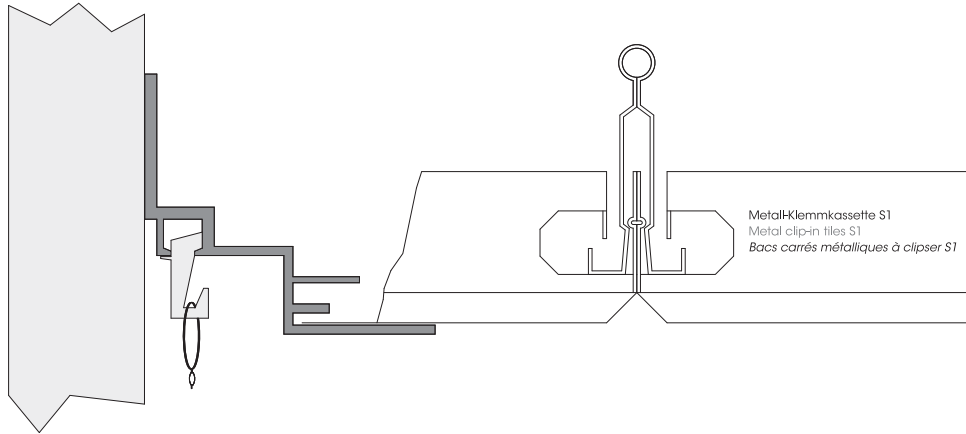


## ANWENDUNGSBEISPIELE

## APPLICATION EXAMPLE

## EXEMPLES D'UTILISATION

616



## BILDERLEISTE

## PICTURE RAIL

## PROFILE POUR PEINTURES



## MÖGLICHE OBERFLÄCHEN

Weiß RAL 9010/9016, nach RAL/NCS [auf Anfrage], eloxiert [auf Anfrage].

## AVAILABLE FINISH

White RAL 9010/9016, acc. RAL/NCS [available on request], anodized [available on request].

## FINITIONS DISPONIBLES

Blanc RAL 9010/9016, suivant RAL/NCS [sur demande], anodisé [sur demande].

## WERKSEITIGE BEARBEITUNG

## FACTORY MADE MACHINING

## FACONNEMENT A L'USINE

Fixlänge Fixed length Longueur fixe	Auf Gehrung Mitre ends En biais	Gebogen innen [auf Anfrage] Curved toe out [on request] Coudé à l'intérieur [sur demande]	Gebogen außen [auf Anfrage] Curved toe in [on request] Coudé à l'extérieur [sur demande]

## ZUBEHÖRLISTE

## LIST OF ACCESSORIES

## LISTE DES ACCESSOIRES

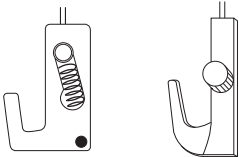
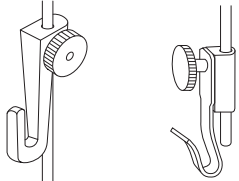
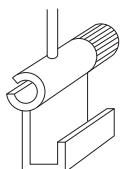


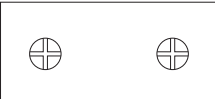
Komponenten Components Composants	Artikelnummer [Bezeichnung/Material]	Article reference no. [Specification/material]	Références [Designation/matériaux]
	<b>7510.27</b> • Gleithaken • Tragkraft max. 20kg • Kann nachträglich an jeder Stelle eingeklipst werden	<b>7510.27</b> • Sliding hook • Max. load 20kg • Can be clipped and located at any position	<b>7510.27</b> • Crochet coulissant • Charge max. 20kg • Peut être clipser dedans à n'importe quel endroit
	<b>7510.72</b> • Drahtseil Stahl, L=1 500mm • Ø 1,3mm, mit Schlaufe	<b>7510.72</b> • Steel wire, L=1 500mm • Diam. 1.3 mm, with loop	<b>7510.72</b> • Filin d'acier, L= 1 500mm • Diam. 1,3mm, avec passant
	<b>7510.62</b> • Perlonseil, L=1 500mm • Ø 2,0mm, mit Schlaufe	<b>7510.62</b> • Nylon rope, L=1 500mm • Diam. 2.0mm, with loop	<b>7510.62</b> • Fil de Perlon, L= 1 500mm • Diam. 2,0 mm, avec passant



## ZUBEHÖRLISTE

## LIST OF ACCESSORIES

## LISTE DES ACCESSOIRES

Komponenten Components Composants	Artikelnummer [Bezeichnung/Material]	Article reference no. [Specification/material]	Références [Designation/matériaux]
<p>7510.56      7510.50</p> 	<p><b>7510.56</b></p> <ul style="list-style-type: none"> <li>• Bilderhaken</li> <li>• Selbstklemmend, bis 12kg</li> </ul> <p><b>7510.50</b></p> <ul style="list-style-type: none"> <li>• Bilderhaken „Robust“</li> <li>• Bis 7kg</li> </ul>	<p><b>7510.56</b></p> <ul style="list-style-type: none"> <li>• Picture hook</li> <li>• Self-locking, up to 12kg</li> </ul> <p><b>7510.50</b></p> <ul style="list-style-type: none"> <li>• Picture hook "Robust"</li> <li>• Up to 7kg</li> </ul>	<p><b>7510.56</b></p> <ul style="list-style-type: none"> <li>• Crochet peintures</li> <li>• Autoverrouillant, jusqu' à 12kg</li> </ul> <p><b>7510.50</b></p> <ul style="list-style-type: none"> <li>• Crochet à peintures «Robust»</li> <li>• Jusqu' à 7kg</li> </ul>
<p>7510.51      7510.52</p> 	<p><b>7510.51</b></p> <ul style="list-style-type: none"> <li>• Bilderhaken „Mini“</li> <li>• Bis 4kg</li> </ul> <p><b>7510.52</b></p> <ul style="list-style-type: none"> <li>• Bilderhaken „Deko“</li> <li>• Bis 1kg</li> </ul>	<p><b>7510.51</b></p> <ul style="list-style-type: none"> <li>• Picture hook "Mini"</li> <li>• Up to 4kg</li> </ul> <p><b>7510.52</b></p> <ul style="list-style-type: none"> <li>• Picture hook "Deko"</li> <li>• Up to 1kg</li> </ul>	<p><b>7510.51</b></p> <ul style="list-style-type: none"> <li>• Crochet peintures «Mini»</li> <li>• Jusqu' à 4kg</li> </ul> <p><b>7510.52</b></p> <ul style="list-style-type: none"> <li>• Crochet peintures «Deko»</li> <li>• Jusqu' à 1kg</li> </ul>
	<p><b>7510.53</b></p> <ul style="list-style-type: none"> <li>• Bilderhaken</li> <li>• Für Aluminiumrahmen</li> <li>• Bis 10kg</li> </ul>	<p><b>7510.53</b></p> <ul style="list-style-type: none"> <li>• Picture hook</li> <li>• For aluminium frames</li> <li>• Up to 10kg</li> </ul>	<p><b>7510.53</b></p> <ul style="list-style-type: none"> <li>• Crochet peintures</li> <li>• Pour cadres en aluminium</li> <li>• Jusqu' à 10kg</li> </ul>
	<p><b>7510.20</b></p> <ul style="list-style-type: none"> <li>• Befestigungsclip</li> <li>• Messing</li> <li>• Befestigungsabstand alle 300mm</li> </ul>	<p><b>7510.20</b></p> <ul style="list-style-type: none"> <li>• Mounting clip</li> <li>• Brass</li> <li>• Mounting distance every 300mm</li> </ul>	<p><b>7510.20</b></p> <ul style="list-style-type: none"> <li>• Clips de montage</li> <li>• Laiton</li> <li>• Distance de montage tout les 300mm</li> </ul>
	<p><b>7510.11</b></p> <ul style="list-style-type: none"> <li>• Endkappen</li> </ul>	<p><b>7510.11</b></p> <ul style="list-style-type: none"> <li>• Endcaps</li> </ul>	<p><b>7510.11</b></p> <ul style="list-style-type: none"> <li>• Garde-bout</li> </ul>
	<p><b>7510.22</b></p> <ul style="list-style-type: none"> <li>• Längsverbinder</li> <li>• Für Schienen</li> </ul>	<p><b>7510.22</b></p> <ul style="list-style-type: none"> <li>• Straight connector</li> <li>• For rails</li> </ul>	<p><b>7510.22</b></p> <ul style="list-style-type: none"> <li>• Eclisse droite</li> <li>• Pour rails</li> </ul>

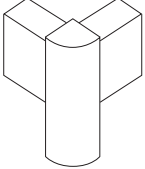
# P2

BILDER-, VORHANG- UND SOCKELLEISTEN: **7500**  
PICTURE, CURTAIN AND SKIRTING RAIL TRIMS: **7500**  
PROFILES POUR PEINTURES, RIDEAUX ET SOCLES: **7500**

## ZUBEHÖRLISTE

## LIST OF ACCESSORIES

## LISTE DES ACCESSOIRES

<b>Komponenten</b> <b>Components</b> <b>Composants</b>	<b>Artikelnummer</b> [Bezeichnung/Material]	<b>Article reference no.</b> [Specification/material]	<b>Références</b> [Designation/matériaux]
	<b>7510.26</b> <ul style="list-style-type: none"><li>• Eckverbinder</li><li>• Für Innen- und Außenecken</li></ul>	<b>7510.26</b> <ul style="list-style-type: none"><li>• Corner connector</li><li>• For inner and outer edges</li></ul>	<b>7510.26</b> <ul style="list-style-type: none"><li>• <i>Eclisse à angle</i></li><li>• <i>Pour angles extérieures et intérieures</i></li></ul>
	<b>7510.23</b> <ul style="list-style-type: none"><li>• Feststeller</li><li>• Für Gleithaken bei Schrägmontage</li></ul>	<b>7510.23</b> <ul style="list-style-type: none"><li>• Fastener</li><li>• For sliding hook when fixed inclined</li></ul>	<b>7510.23</b> <ul style="list-style-type: none"><li>• <i>Pièce de fixation</i></li><li>• <i>Pour crochet coulissant pour un montage penché</i></li></ul>

# P3

Sichtbare Decken- und Wandprofile

Exposed ceiling and wall profiles

*Profilés visibles pour plafonds et murs*

Aluminium

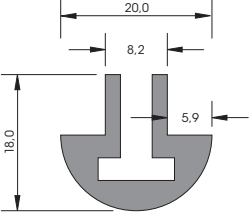
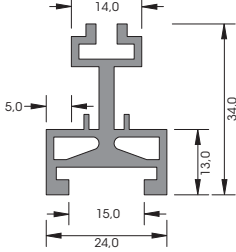
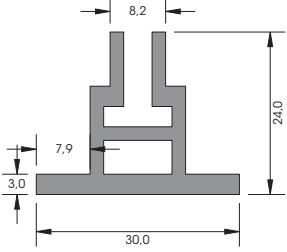
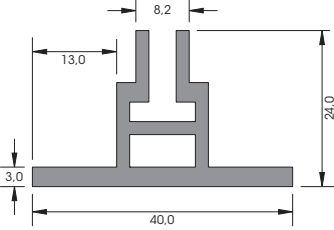
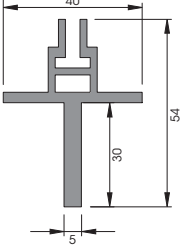
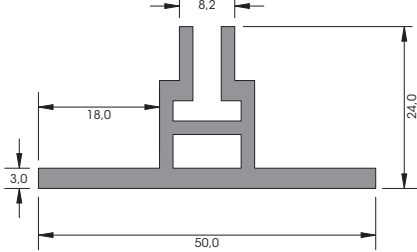
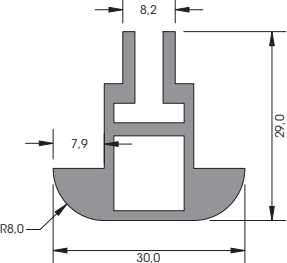
# P3

SICHTBARE DECKEN- UND WANDPROFILE: **027, 028, 02930, 02940, 02940-S, 02950, 030**  
 EXPOSED CEILING AND WALL PROFILES: **027, 028, 02930, 02940, 02940-S, 02950, 030**  
 PROFILES VISIBLE POUR PLAFONDS ET MURS: **027, 028, 02930, 02940, 02940-S, 02950, 030**

## TRAGESCHIENEN

## CARRIER RAILS





## RAILS PORTEURS

<p><b>027</b> L=4000mm</p> 	<p><b>028</b> L=4000mm</p> 
<p><b>02930</b> L=4000mm</p> 	<p><b>02940</b> L=4000mm</p> 
<p><b>02940-S</b> L=4000mm</p> 	<p><b>02950</b> L=4000mm</p> 
<p><b>030</b> L=4000mm</p> 	<p><b>MÖGLICHE OBERFLÄCHEN</b></p> <p>Aluminium roh, RAL Töne und Eloxalqualitäten auf Anfrage</p> <p><b>AVAILABLE FINISH</b></p> <p>Natural aluminium, RAL colours and anodized finish on request.</p> <p><b>FINITIONS DISPONIBLES</b></p> <p>Aluminium nature, teintes RAL et finition anodisé sur demande.</p>

## WERKSEITIGE BEARBEITUNG

## FACTORY MADE MACHINING

## FACONNEMENT A L'USINE

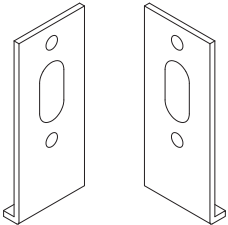
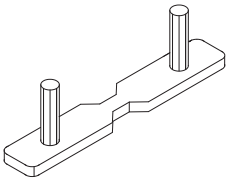
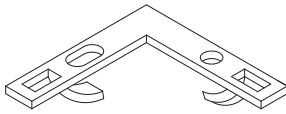
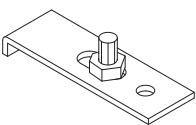
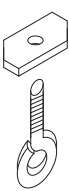
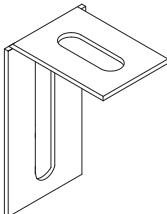
Fixlänge Fixed length <i>Longueur fixe</i>	Auf Gehrung Mitre ends <i>En biais</i>	Gebogen* Curved* <i>Coudé*</i>	Eingefräst Fully mitred cruciform <i>Fraisé</i>
			

\* nur 029er-Reihe only for 029 series pour série 029 seulement

## ZUBEHÖRLISTE

## LIST OF ACCESSORIES

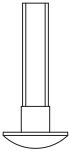
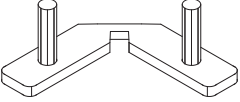
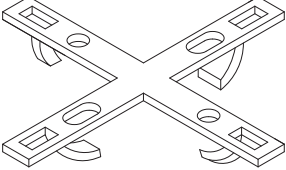
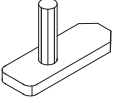
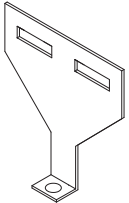
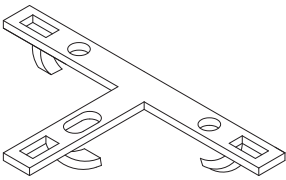
## LISTE DES ACCESSOIRES

<b>Komponenten</b> <b>Components</b> <b>Composants</b>	<b>Artikelnummer</b> [Bezeichnung/Material]	<b>Article reference no.</b> [Specification/material]	<b>Références</b> [Designation/matériaux]
	<b>033</b> • Abhängehaken	<b>033</b> • Galvanised hanger brackets [pair]	<b>033</b> • Crochet de suspension
	<b>034</b> • Längsverbinder 2-seitig	<b>034</b> • Double ended grid connector	<b>034</b> • Eclisse droite double face
	<b>035</b> • Eckverbinder inkl. M4 Muttern	<b>035</b> • Corner connector incl. M4 nuts	<b>035</b> • Eclisse cornière incl. écrous M4
	<b>036</b> • Einhängehaken	<b>036</b> • Cross noggin support brackets	<b>036</b> • Crochet
	<b>037</b> • Warenträgerhaken für Profil 028	<b>037</b> • Sliding load hook for 028 profile	<b>037</b> • Crochet poids lourds pour profilés ref. 028
	<b>038</b> • Direktabhänger universal	<b>038</b> • Direct slotted angle hanger	<b>038</b> • Suspension universelle

## ZUBEHÖRLISTE

## LIST OF ACCESSORIES

## LISTE DES ACCESSOIRES

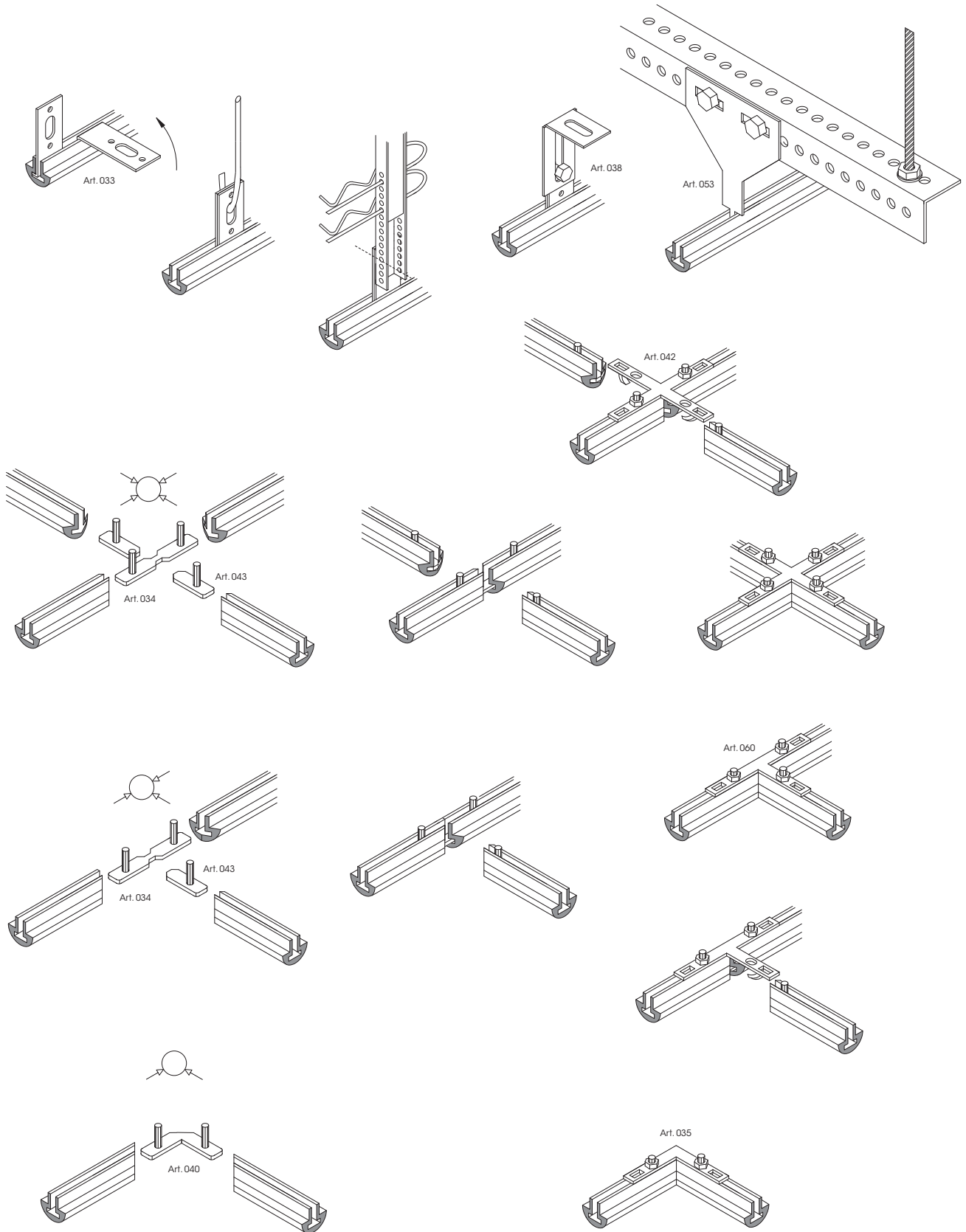
<b>Komponenten</b> <b>Components</b> <b>Composants</b>	<b>Artikelnummer</b> <b>[Bezeichnung/Material]</b>	<b>Article reference no.</b> <b>[Specification/material]</b>	<b>Références</b> <b>[Designation/matériaux]</b>
	<b>039</b> • Schlossschraube • Für Befestigung in Profilnut M4x20 mm mit M4 Mutter	<b>039</b> • Round head screw M4x20 • For fixing in profile carrier groove incl. M4 nut	<b>039</b> • Vis à tête ronde M4x20 • Pour montage au profilé à entaille incl. écrou M 4
	<b>040</b> • Eckverbinder	<b>040</b> • Corner connector	<b>040</b> • Eclisse à angle
	<b>042</b> • Kreuzverbinder	<b>042</b> • Cross-connector	<b>042</b> • Eclisse croisée
	<b>043</b> • Längsverbinder 1-seitig	<b>043</b> • Single ended grid connector	<b>043</b> • Eclisse droite simple face
	<b>053</b> • Abhänger für Queraus- steifung zzgl. Art. 039	<b>053</b> • Primary grid hanger for horizontal bracing plus Art. 039	<b>053</b> • Suspension pour ossature primaire plus Art. 039
	<b>060</b> • T-Verbinder inkl. M4 Muttern	<b>060</b> • T-connector incl. M4 nuts	<b>060</b> • Eclisse T incl. écrous M4

ANWENDUNGSBEISPIELE

APPLICATION EXAMPLE

EXEMPLES D'UTILISATION

027





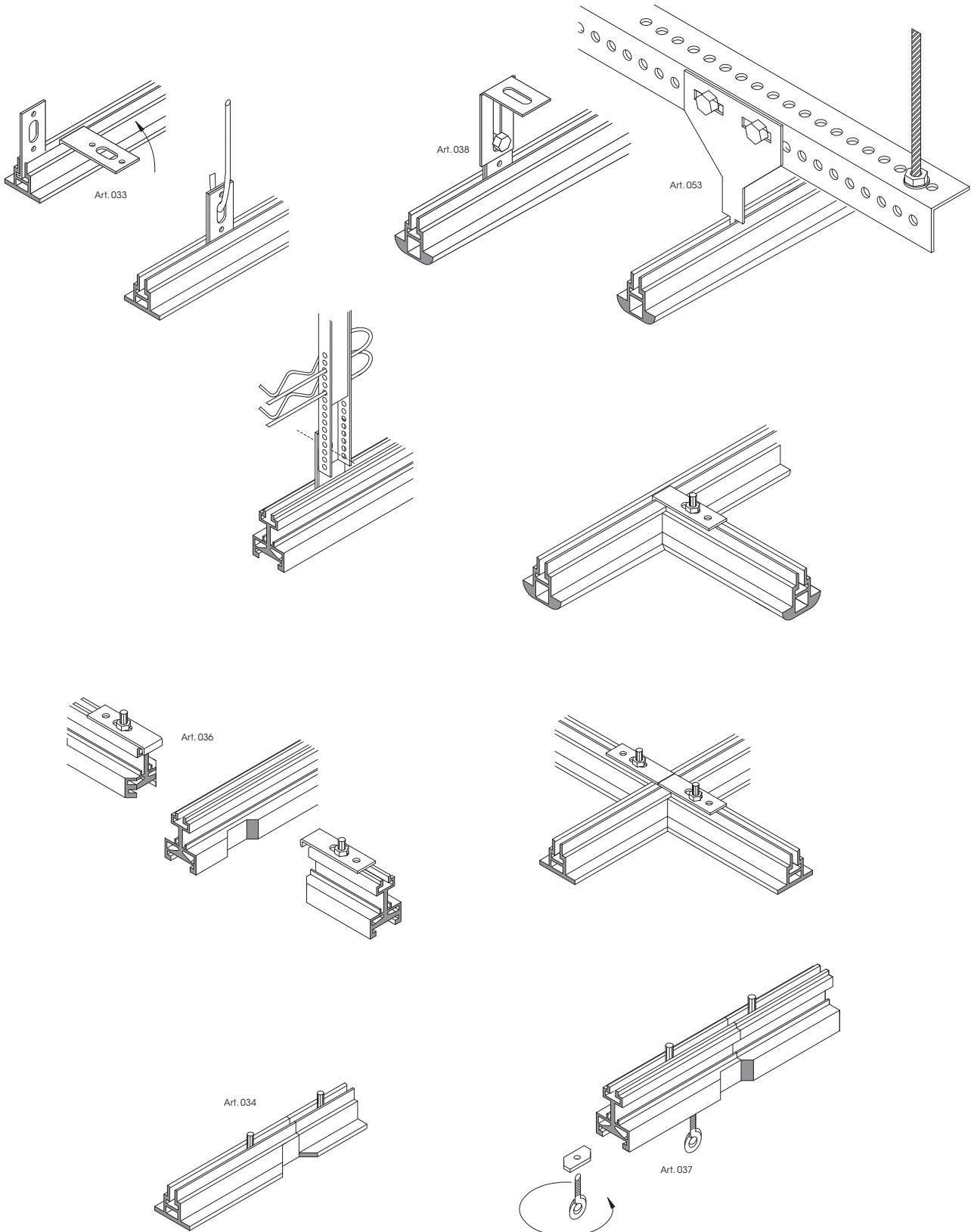


## ANWENDUNGSBEISPIELE

## APPLICATION EXAMPLE

## EXEMPLES D'UTILISATION

028 / 02930 / 02940 / 02950 / 030

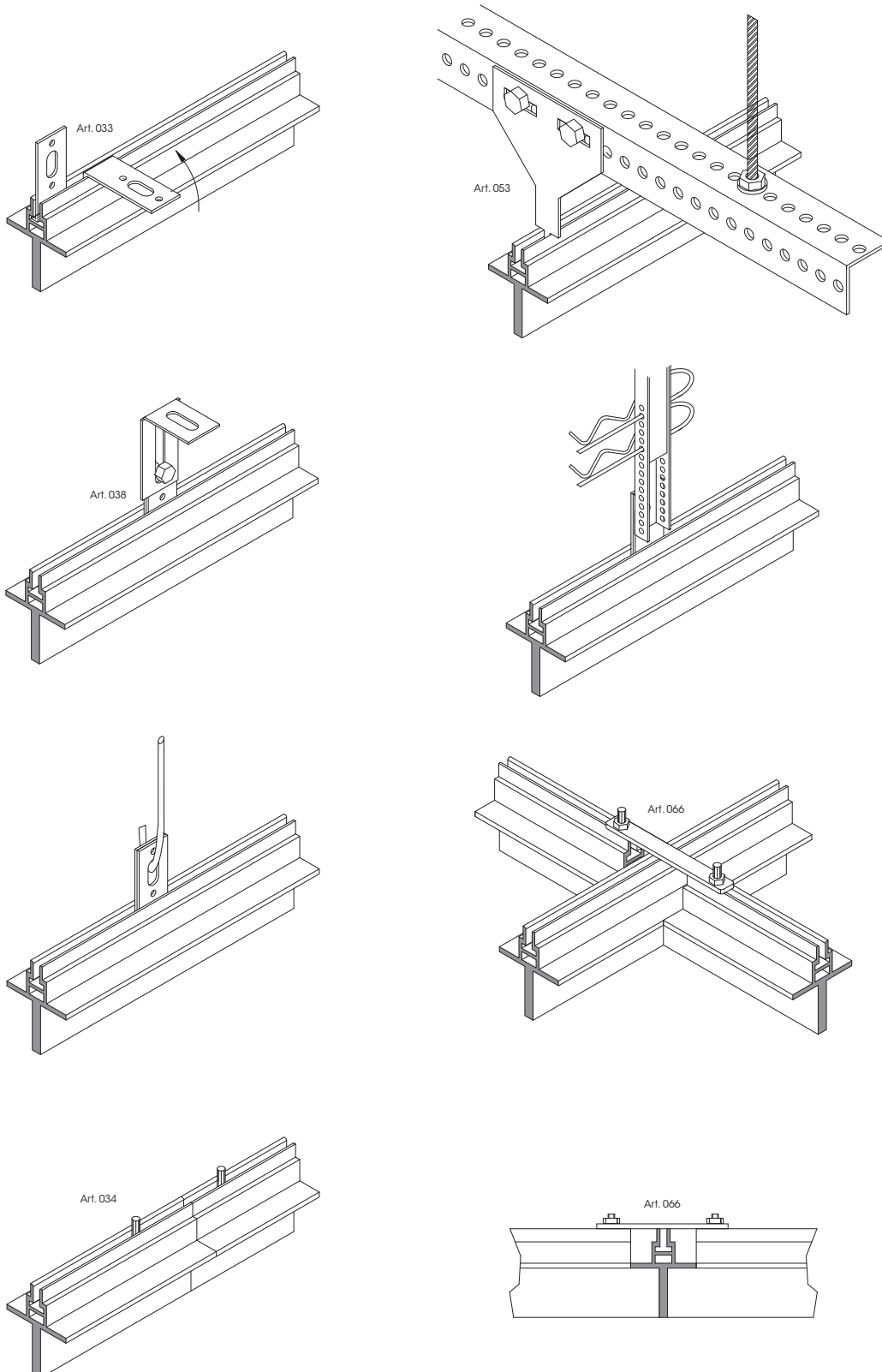


## ANWENDUNGSBEISPIELE

## APPLICATION EXAMPLE

## EXEMPLES D'UTILISATION

02940-S



## TRAGESCHIENEN

## CARRIER RAILS

## RAILS PORTEURS

<p><b>2000</b> L=4000mm</p>	<p><b>2001</b> L=4000mm</p>
<p><b>3000</b> L=4000mm</p>	

## MÖGLICHE OBERFLÄCHEN

Aluminium roh, RAL Töne und Eloxalqualitäten auf Anfrage.

## AVAILABLE FINISH

Natural aluminium, RAL colours and anodized finish available on request.

## FINITIONS DISPONIBLES

Aluminium nature, teintes RAL et finition anodisé sur demande.

## WERKSEITIGE BEARBEITUNG

## FACTORY MADE MACHINING

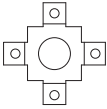
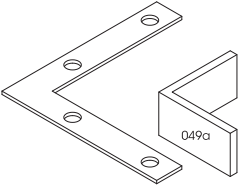
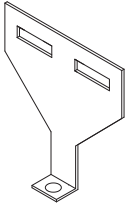
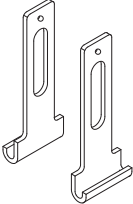
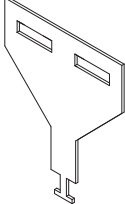
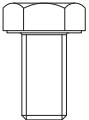
## FACONNEMENT A L'USINE

Fixlänge Fixed length <i>Longueur fixe</i>	Auf Gehrung Mitre ends <i>En biais</i>	Eingefräst Fully mitred cruciform <i>Fraisé</i>	

## ZUBEHÖRLISTE

## LIST OF ACCESSORIES

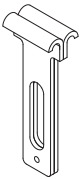
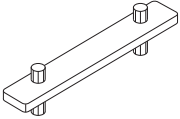
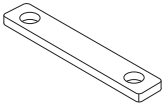
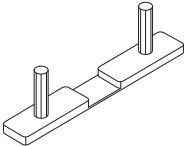
## LISTE DES ACCESSOIRES

Komponenten Components Composants	Artikelnummer [Bezeichnung/Material]	Article reference no. [Specification/material]	Références [Designation/matériaux]
	<b>046</b> • Verbindungsstück für Sprinkler [auf Anfrage]	<b>046</b> • Sprinkler cover plate [available on request]	<b>046</b> • <i>Eclisse pour sprinkler [sur demande]</i>
	<b>049</b> • Eckverbinder und Art. 49a Eckschub zzgl. Art. 057	<b>049</b> • Corner connector and Art. 49a corner splice plus Art. 057	<b>049</b> • <i>Eclisse à angle et Art. 49a insert à angle plus Art. 057</i>
	<b>053</b> • Abhänger für Queraussteifung zzgl. Art. 039	<b>053</b> • Primary grid hanger for horizontal bracing plus Art. 039	<b>053</b> • <i>Suspension pour ossature primaire plus Art. 039</i>
	<b>054</b> • Klemmhaken	<b>054</b> • Galvanised hanger brackets [pair]	<b>054</b> • <i>Crochet à clipser</i>
	<b>056</b> • Abhänger für Queraussteifung	<b>056</b> • Primary grid hanger	<b>056</b> • <i>Suspension pour ossature primaire</i>
	<b>057</b> • Spezial 6-KT Schraube M6x12 mit Mutter und Beilag Scheibe	<b>057</b> • Special hex screw M6x12 incl. nut and washer	<b>057</b> • <i>Vis hexagonal spécial M6x12 incl. écrou et rondelle</i>

## ZUBEHÖRLISTE

## LIST OF ACCESSORIES

## LISTE DES ACCESSOIRES

<b>Komponenten</b> <b>Components</b> <b>Composants</b>	<b>Artikelnummer</b> [Bezeichnung / Material]	<b>Article reference no.</b> [Specification / material]	<b>Références</b> [Designation / matériaux]
	<b>061</b> • Klemmhaken als Warenträger	<b>061</b> • Clamping hanger [pair] for high loads	<b>061</b> • Crochet à clipser pour poids lourds
	<b>065</b> • Längsverbinder 2-seitig	<b>065</b> • Straight connector double sided	<b>065</b> • Eclisse droite double face
	<b>066</b> • Kreuzverbinder inkl. Art. 057	<b>066</b> • Cross-connector incl. Art. 057	<b>066</b> • Eclisse croisée incl. Art 057
	<b>067</b> • Längsverbinder 2-seitig	<b>067</b> • Straight connector double sided	<b>067</b> • Eclisse droite double face

# P3

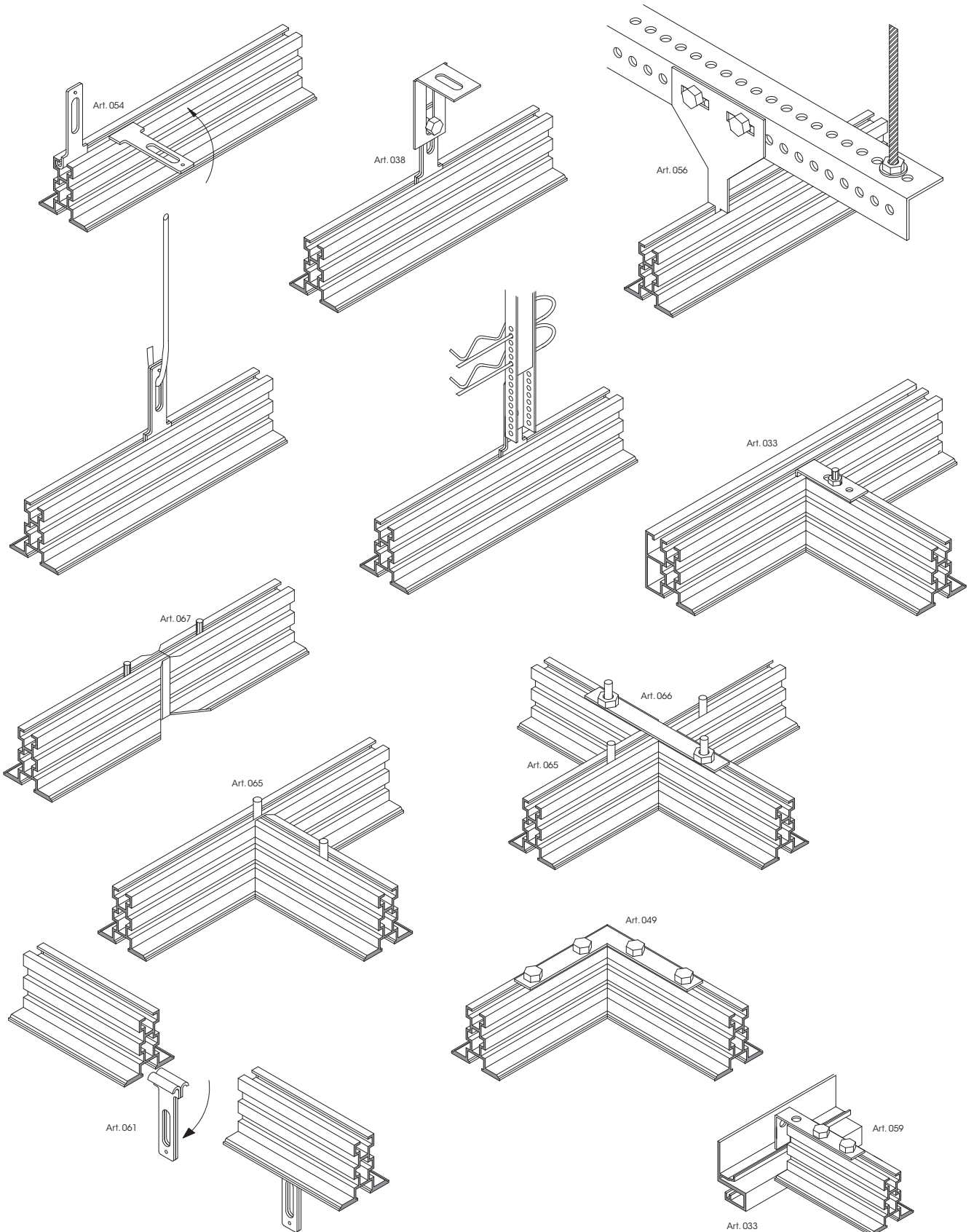
SICHTBARE DECKEN- UND WANDPROFILE: **2000, 2001**  
EXPOSED CEILING AND WALL PROFILES: **2000, 2001**  
PROFILES VISIBLE POUR PLAFONDS ET MURS: **2000, 2001**

## ANWENDUNGSBEISPIELE

## APPLICATION EXAMPLE

## EXEMPLES D'UTILISATION

2000/2001



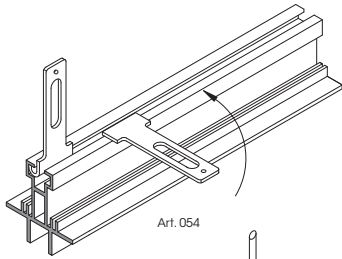


ANWENDUNGSBEISPIELE

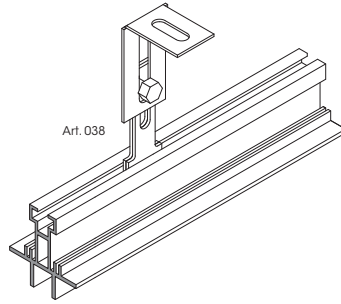
APPLICATION EXAMPLE

EXEMPLES D'UTILISATION

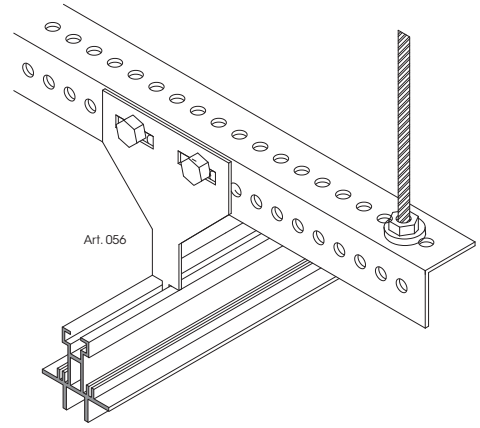
3000



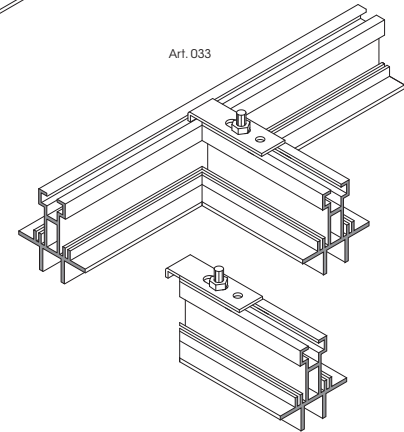
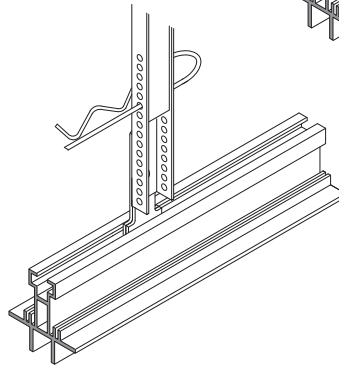
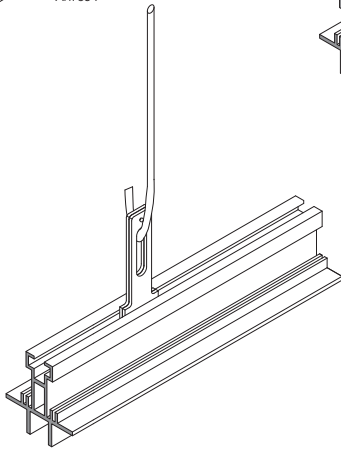
Art. 054



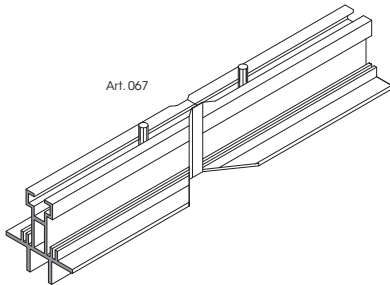
Art. 038



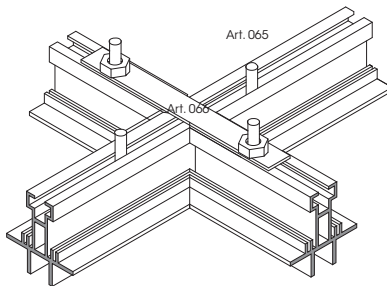
Art. 056



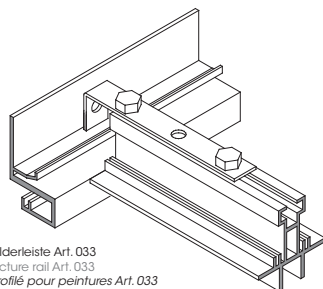
Art. 033



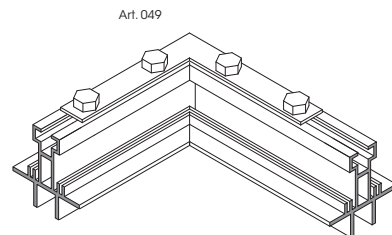
Art. 067



Art. 065



Bilderleiste Art. 033  
 Picture rail Art. 033  
 Profilés pour peintures Art. 033



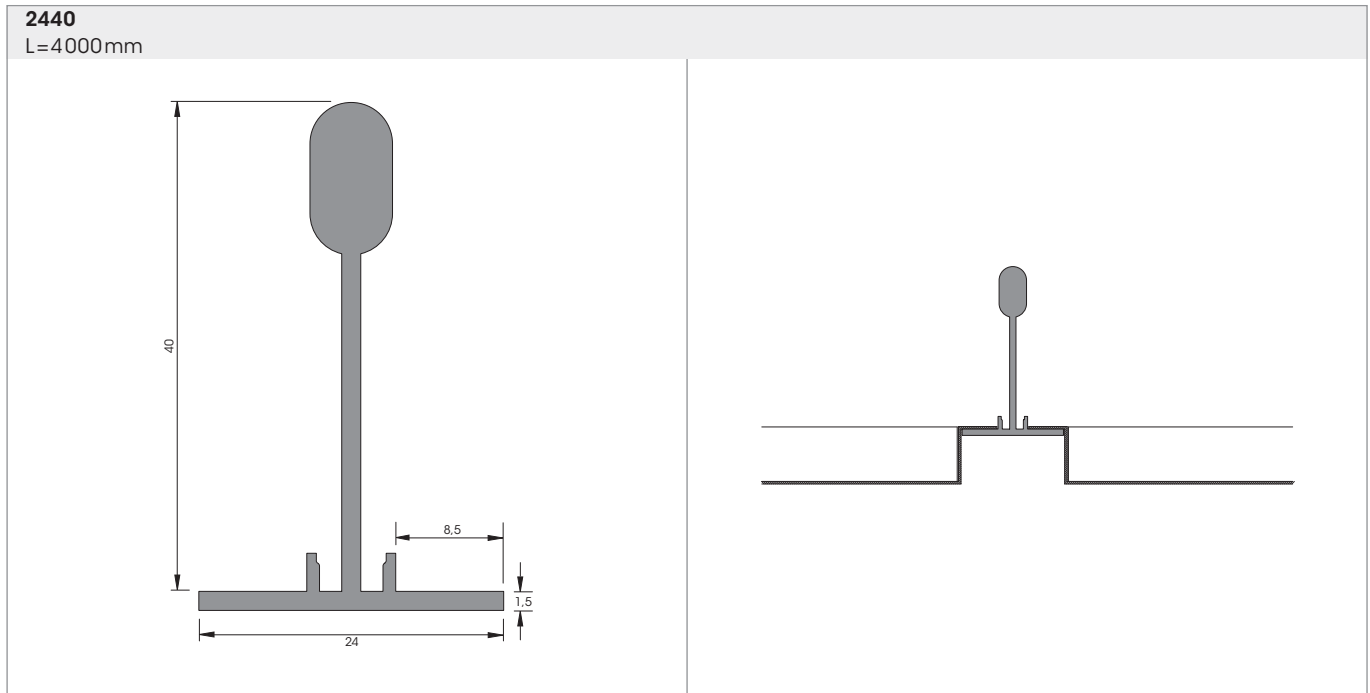
Art. 049



## TRAGESCHIENEN

## CARRIER RAILS

## RAILS PORTEURS



## MÖGLICHE OBERFLÄCHEN

Aluminium roh, RAL Töne und Eloxalqualitäten auf Anfrage.

## AVAILABLE FINISH

Natural aluminium, RAL colours and anodized finish available on request.

## FINITIONS DISPONIBLES

Aluminium nature, teintes RAL et finition anodisé sur demande.

## WERKSEITIGE BEARBEITUNG

## FACTORY MADE MACHINING


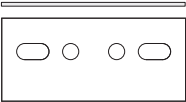
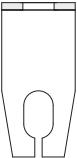
## FACONNEMENT A L'USINE

Fixlänge Fixed length <i>Longueur fixe</i>	Auf Gehrung Mitre ends <i>En biais</i>	Gebogen [auf Anfrage] Curved [on request] <i>Coudé [sur demande]</i>	

## ZUBEHÖRLISTE

## LIST OF ACCESSORIES

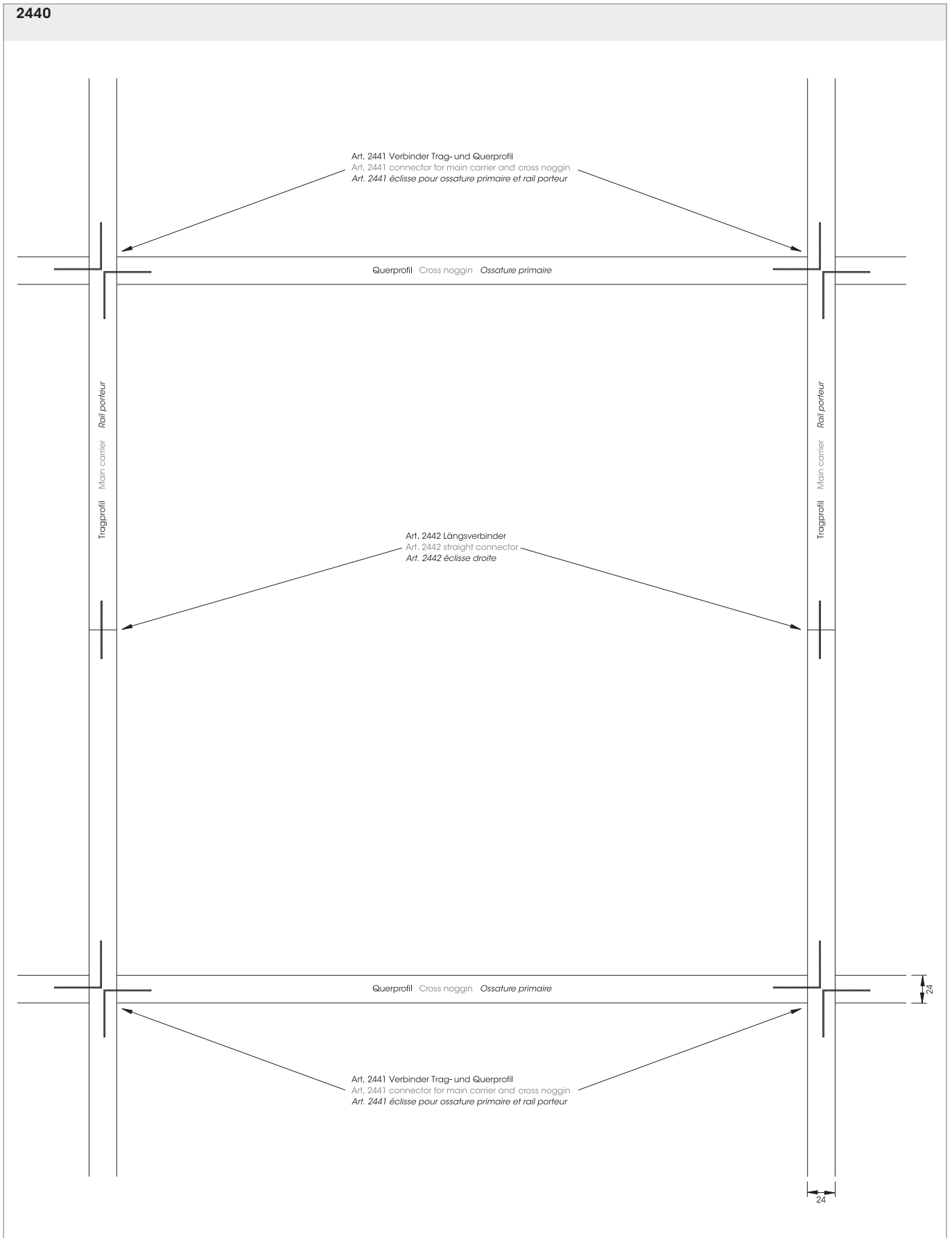
## LISTE DES ACCESSOIRES

Komponenten Components Composants	Artikelnummer [Bezeichnung/Material]	Article reference no. [Specification/material]	Références [Designation/matériaux]
	<b>2441</b> • Verbinder Trag- und Querprofil	<b>2441</b> • Connector for main carrier and cross noggin	<b>2441</b> • <i>Eclisse pour ossature primaire et rail porteur</i>
	<b>2442</b> • Längsverbinder	<b>2442</b> • Straight connector	<b>2442</b> • <i>Eclisse droite</i>
	<b>2443</b> • Abhänger • Aluminium oder Stahl	<b>2443</b> • Hanger bracket • Aluminium or steel	<b>2443</b> • <i>Suspension</i> • <i>Aluminium ou acier</i>
Ohne Abbildung Without picture Sans illustration	<b>2444</b> • Systemnieten • 4x6	<b>2444</b> • System rivets • 4x6	<b>2444</b> • <i>Rivets de système</i> • 4x6

ANWENDUNGSBEISPIELE

APPLICATION EXAMPLE

EXEMPLES D'UTILISATION

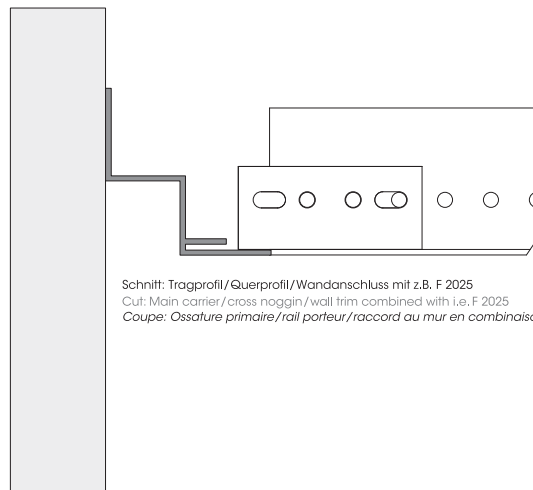
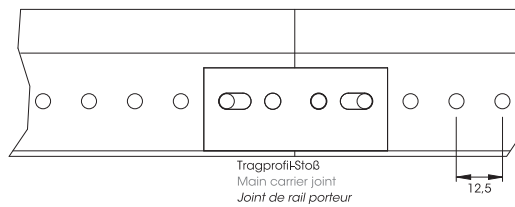
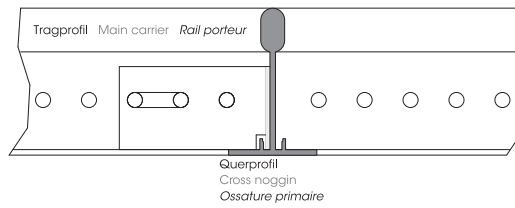
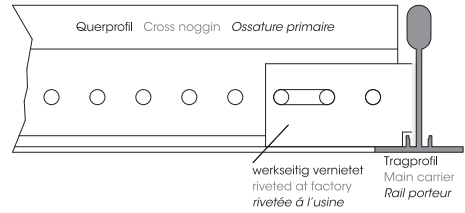


## ANWENDUNG

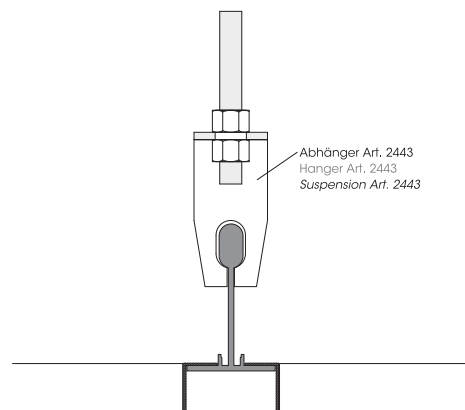
## APPLICATION

## USAGE

2440



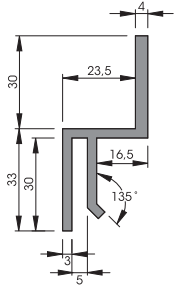
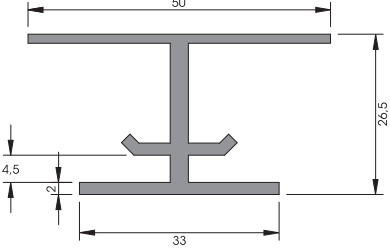
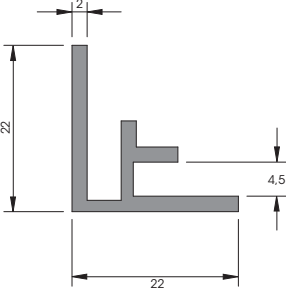
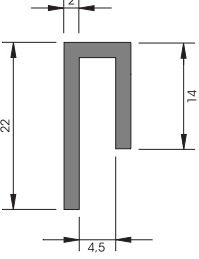
Schnitt: Tragprofil/Querprofil/Wandanschluss mit z.B. F 2025  
 Cut: Main carrier/cross noggin/wall trim combined with i.e. F 2025  
 Coupe: Ossature primaire/rail porteur/raccord au mur en combinaison avec p.e. F 2025



## EINFASSPROFILE

## TRIM PROFILES

## PROFILES DE RIVE

<p><b>101 / 102</b> L=4000mm</p> 	<p><b>103</b> L=4000mm</p> 	<p><b>108</b> L=4000mm</p> 
<p><b>109</b> L=4000mm</p> 		

Die Profile eignen sich für Plattenwerkstoffe mit einer Dicke von 4 mm.

The profiles are suitable for 4mm panel thickness.

Les profilés sont faits pour des panneaux de 4mm d'épaisseur.

## MÖGLICHE OBERFLÄCHEN

Aluminium roh, RAL Töne und Eloxalqualitäten auf Anfrage.

## AVAILABLE FINISH

Natural aluminium, RAL colours and anodized finish available on request.



## FINITIONS DISPONIBLES

Aluminium nature, teintes RAL et finition anodisée sur demande.

## WERKSEITIGE BEARBEITUNG

## FACTORY MADE MACHINING

## FACONNEMENT A L'USINE

<p><b>Fixlänge</b> Fixed length [on request] Longueur fixe [sur demande]</p> 	<p><b>Auf Gehrung</b> Mitre ends [on request] En biais [sur demande]</p> 		
--	--	--	--

# P3

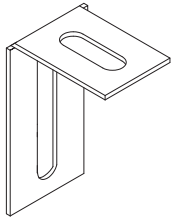
SICHTBARE DECKEN- UND WANDPROFILE: **101 / 102, 103, 108, 109**  
 EXPOSED CEILING AND WALL PROFILES: **101 / 102, 103, 108, 109**  
 PROFILS VISIBLE POUR PLAFONDS ET MURS: **101 / 102, 103, 108, 109**

## ZUBEHÖRLISTE

## LIST OF ACCESSORIES

## LISTE DES ACCESSOIRES

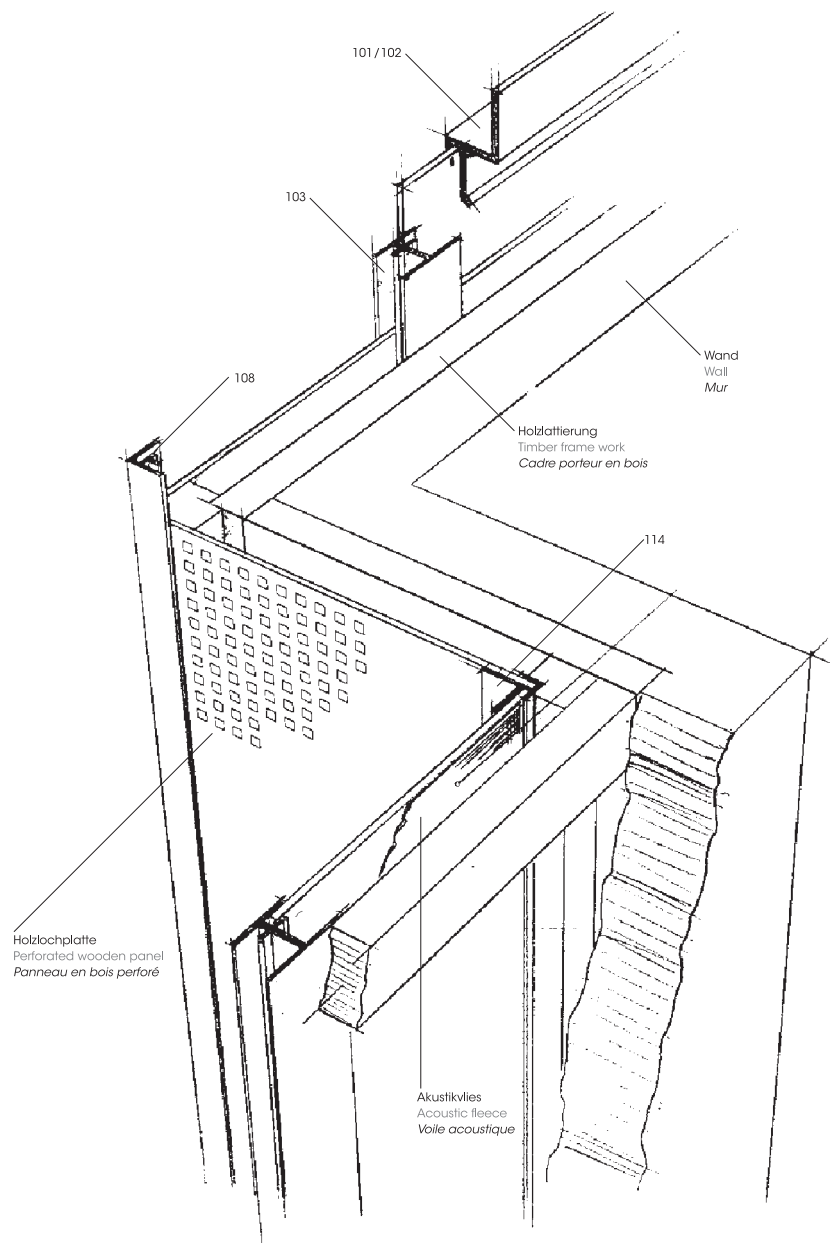
<b>Komponenten</b> <b>Components</b> <b>Composants</b>	<b>Artikelnummer</b> [Bezeichnung / Material]	<b>Article reference no.</b> [Specification / material]	<b>Références</b> [Designation / matériaux]
--	--	--	--



**038**  
 • Direktabhängiger universal

**038**  
 • Direct slotted angle hanger

**038**  
 • Suspension universelle

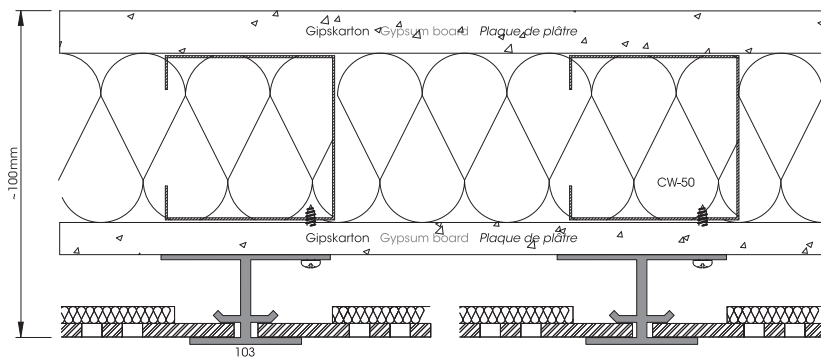
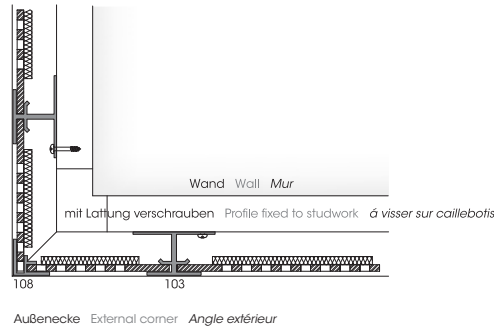
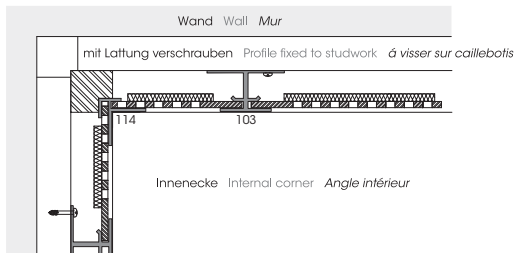
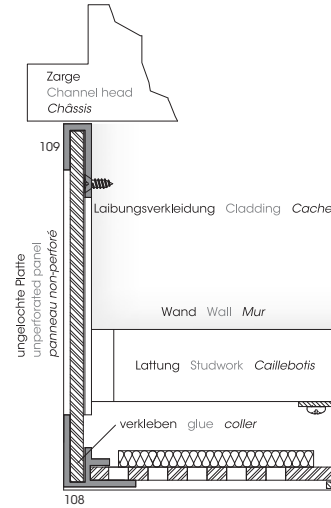
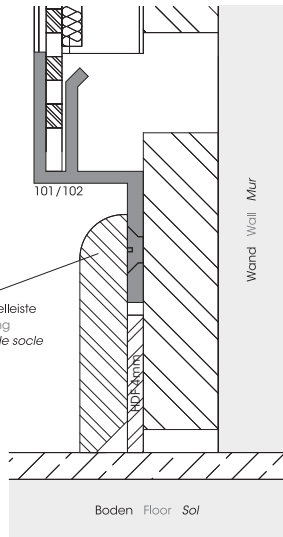


**WANDMONTAGE FORTLAUFEND**

**CONTINUOUS WALL MOUNTING**

**MONTAGE MURAL EN CONTINUE**

Für 4 mm Plattendicke For 4mm panel thickness Pour 4mm d'épaisseur de panneau



# P3

SICHTBARE DECKEN- UND WANDPROFILE: **U 1093 [FÜR ABGEHÄNGTE METALLDECKEN]**

EXPOSED CEILING AND WALL PROFILES: **U 1093 [FOR SUSPENDED METAL CEILING]**

PROFILES VISIBLE POUR PLAFONDS ET MURS: **U 1093 [POUR PLAFONDS METALLIQUES SUSPENDUES]**

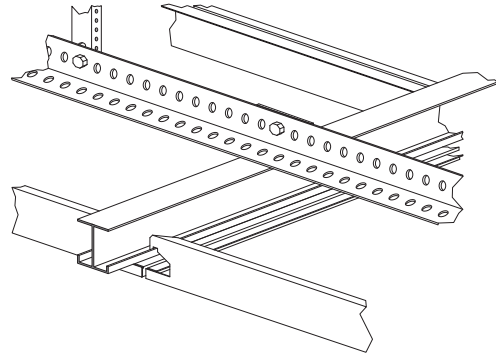
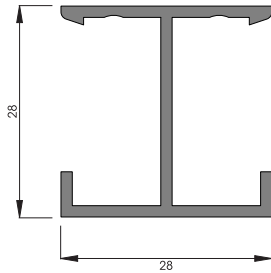
## DOPPELHAKENPROFIL

## DOUBLE HOOK-ON PROFILE

## PROFILE A CROCHET DOUBLE

**U 1093**

L=4000mm, Alu: 1,5mm



## MÖGLICHE OBERFLÄCHEN

Aluminium roh, RAL Töne und Eloxalqualitäten auf Anfrage.

## AVAILABLE FINISH

Natural aluminium, RAL colours and anodized finish available on request.

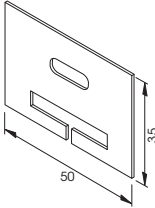
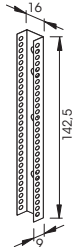
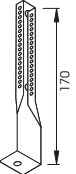
## FINITIONS DISPONIBLES

Aluminium nature, teintes RAL et finition anodisée sur demande.

## ZUBEHÖRLISTE

## LIST OF ACCESSORIES

## LISTE DES ACCESSOIRES

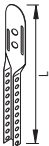

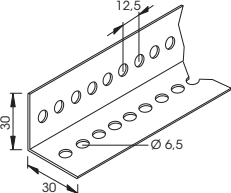
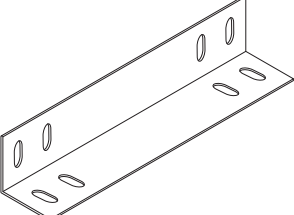
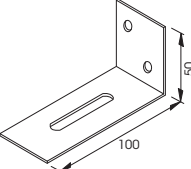
Komponenten Components Composants	Artikelnummer [Bezeichnung/Material]	Article reference no. [Specification/material]	Références [Designation/matériaux]
	<p><b>U 1093-V</b></p> <ul style="list-style-type: none"> <li>Kreuzverbinder für Doppelhakenprofil/Rostwinkel U 1040</li> </ul>	<p><b>U 1093-V</b></p> <ul style="list-style-type: none"> <li>Cross connector for double hook-on profile/pre-drilled primary angle U 1040</li> </ul>	<p><b>U 1093-V</b></p> <ul style="list-style-type: none"> <li>Eclisse croisée pour porteur à crochet double/porteur primaire U 1040</li> </ul>
	<p><b>U 1370</b></p> <ul style="list-style-type: none"> <li>Noniusunterteil</li> </ul>	<p><b>U 1370</b></p> <ul style="list-style-type: none"> <li>Nonius adjustable strap hanger lower part</li> </ul>	<p><b>U 1370</b></p> <ul style="list-style-type: none"> <li>Suspension Nonius inf.</li> </ul>
	<p><b>U 1371</b></p> <ul style="list-style-type: none"> <li>Noniusunterteil</li> </ul>	<p><b>U 1371</b></p> <ul style="list-style-type: none"> <li>Nonius adjustable strap hanger lower part</li> </ul>	<p><b>U 1371</b></p> <ul style="list-style-type: none"> <li>Suspension Nonius inf.</li> </ul>



## ZUBEHÖRLISTE

## LIST OF ACCESSORIES

## LISTE DES ACCESSOIRES

Komponenten Components Composants	Artikelnummer [Bezeichnung/Material]	Article reference no. [Specification/material]	Références [Designation/matériaux]
	<p><b>U 1300</b></p> <ul style="list-style-type: none"> <li>• Noniusoberteil</li> <li>• L<sub>Min</sub> = 150 mm</li> <li>• L<sub>Max</sub> = 2000 mm</li> </ul>	<p><b>U 1300</b></p> <ul style="list-style-type: none"> <li>• Nonius adjustable strap hanger upper part</li> <li>• L<sub>Min</sub> = 150 mm</li> <li>• L<sub>Max</sub> = 2000 mm</li> </ul>	<p><b>U 1300</b></p> <ul style="list-style-type: none"> <li>• <i>Suspension Nonius sup.</i></li> <li>• L<sub>Min</sub> = 150 mm</li> <li>• L<sub>Max</sub> = 2000 mma</li> </ul>
	<p><b>U 1372</b></p> <ul style="list-style-type: none"> <li>• Noniussicherungsstift</li> </ul>	<p><b>U 1372</b></p> <ul style="list-style-type: none"> <li>• Nonius securing pin connector</li> </ul>	<p><b>U 1372</b></p> <ul style="list-style-type: none"> <li>• <i>Goupille de connexion</i></li> </ul>
	<p><b>U 1040</b></p> <ul style="list-style-type: none"> <li>• Rostwinkel mit Regellochung</li> <li>• Stahl verzinkt</li> <li>• L=4000mm</li> </ul>	<p><b>U 1040</b></p> <ul style="list-style-type: none"> <li>• Pre-drilled primary angle</li> <li>• Galv. steel</li> <li>• L=4000mm</li> </ul>	<p><b>U 1040</b></p> <ul style="list-style-type: none"> <li>• <i>Porteur primaire perforé</i></li> <li>• <i>Acier galv.</i></li> <li>• L=4000mm</li> </ul>
	<p><b>U 1041</b></p> <ul style="list-style-type: none"> <li>• Rostwinkelverbinder</li> <li>• Stahl verzinkt</li> <li>• L=150mm</li> </ul>	<p><b>U 1041</b></p> <ul style="list-style-type: none"> <li>• Primary angle carrier connector</li> <li>• L=150mm</li> </ul>	<p><b>U 1041</b></p> <ul style="list-style-type: none"> <li>• <i>Eclisse pour U 1040</i></li> <li>• L=150mm</li> </ul>
	<p><b>U 1042</b></p> <ul style="list-style-type: none"> <li>• Wandanker 2mm</li> <li>• Verzinkt</li> </ul>	<p><b>U 1042</b></p> <ul style="list-style-type: none"> <li>• Wall bracket 2mm</li> <li>• Galv. steel</li> </ul>	<p><b>U 1042</b></p> <ul style="list-style-type: none"> <li>• <i>Raccord mural 2mm</i></li> <li>• <i>Acier galv.</i></li> </ul>

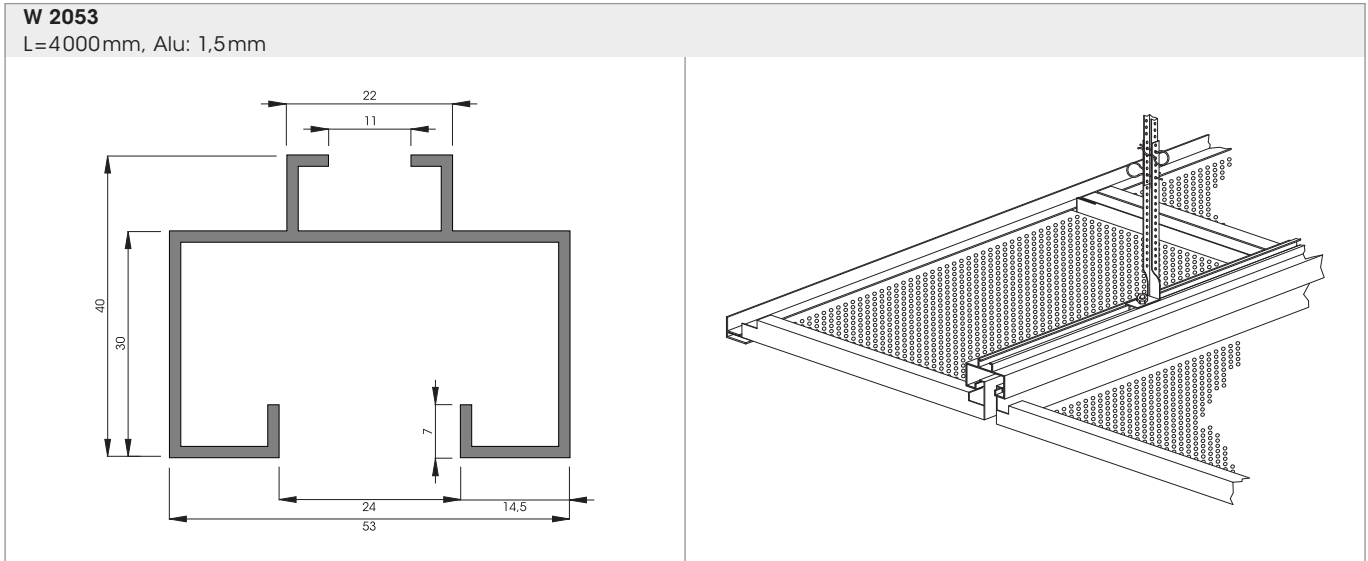
# P3

SICHTBARE DECKEN- UND WANDPROFILE: **W 2053 [FÜR ABGEHÄNGTE METALLDECKEN]**  
 EXPOSED CEILING AND WALL PROFILES: **W 2053 [FOR SUSPENDED METAL CEILINGS]**  
 PROFILES VISIBLE POUR PLAFONDS ET MURS: **W 2053 [POUR PLAFONDS METALLIQUES SUSPENDUES]**

## WARENTRÄGERPROFIL

## RAIL CHANNEL CARRIER PROFILE

## PROFILE DE PORTEUR RAIL



## MÖGLICHE OBERFLÄCHEN

Aluminium roh, RAL Töne und Eloxalqualitäten auf Anfrage.

## AVAILABLE FINISH

Natural aluminium, RAL colours and anodized finish available on request.

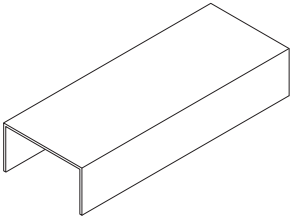
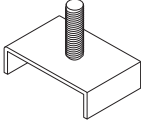
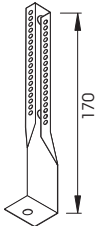
## FINITIONS DISPONIBLES

Aluminium nature, teintes RAL et finition anodisée sur demande.

## ZUBEHÖRLISTE

## LIST OF ACCESSORIES

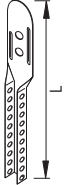
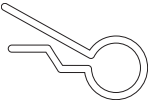
## LISTE DES ACCESSOIRES

Komponenten Components Composants	Artikelnummer [Bezeichnung/Material]	Article reference no. [Specification/material]	Références [Designation/matériaux]
	<b>W 2053 V</b> • Warenträger-Längsverbinder	<b>W 2053 V</b> • Rail-channel connector	<b>W 2053 V</b> • Eclisse pour rail porteur W 2053
	<b>W 2053 N</b> • Nutenstein mit Gewindebolzen M6	<b>W 2053 N</b> • Slotkey with M6 threaded bolt	<b>W 2053 N</b> • Pierre d'entaille avec vis filetée M6
	<b>U 1371</b> • Noniusunterteil für W 2053 N	<b>U 1371</b> • Nonius adjustable strap hanger lower part for W 2053 N	<b>U 1371</b> • Suspension Nonius inf. pour W 2053 N

## ZUBEHÖRLISTE

## LIST OF ACCESSORIES

## LISTE DES ACCESSOIRES

Komponenten Components Composants	Artikelnummer [Bezeichnung/Material]	Article reference no. [Specification/material]	Références [Designation/matériaux]
	<p><b>U 1300</b></p> <ul style="list-style-type: none"> <li>• Noniusoberteil</li> <li>• <math>L_{Min} = 150\text{ mm}</math></li> <li>• <math>L_{Max} = 2000\text{ mm}</math></li> </ul>	<p><b>U 1300</b></p> <ul style="list-style-type: none"> <li>• Nonius adjustable strap hanger upper part</li> <li>• <math>L_{Min} = 150\text{ mm}</math></li> <li>• <math>L_{Max} = 2000\text{ mm}</math></li> </ul>	<p><b>U 1300</b></p> <ul style="list-style-type: none"> <li>• <i>Suspension Nonius sup.</i></li> <li>• <math>L_{Min} = 150\text{ mm}</math></li> <li>• <math>L_{Max} = 2000\text{ mm}</math></li> </ul>
	<p><b>U 1372</b></p> <ul style="list-style-type: none"> <li>• Noniussicherungsstift</li> </ul>	<p><b>U 1372</b></p> <ul style="list-style-type: none"> <li>• Nonius securing pin connector</li> </ul>	<p><b>U 1372</b></p> <ul style="list-style-type: none"> <li>• <i>Goupille de connexion</i></li> </ul>



# P4

Profile für Höhengsprünge und Einrahmungen

Bulkhead and metal tile / plasterboard trims

*Profilés pour differences de niveau et encadrements*

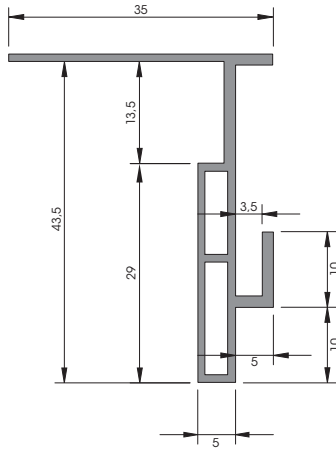
Aluminium

## SCHATTENFUGENPROFIL

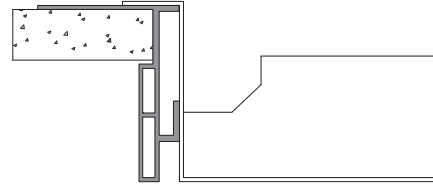
## SHADOW GAP PROFILE

## PROFILE DE JOINT CREUX FERME

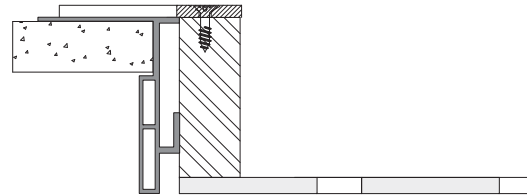
**617**  
L=4000mm



**Mit Langfeldplatte**  
With rectangular panel  
Avec panneau rectangulaire



**Mit Holzplatte**  
With laminated tile  
Avec plaque en bois



Das Profil dient zum filigranen **Deckenabschluss**.

Es wird mit herkömmlichen Schnellbauschrauben mit der Gipskartonplatte verschraubt.

The profile trim is used to create a slim up-stand detail.

Les profilés servent de profilé de rive fin. Ils sont vissés au plaque de plâtre par vis rapide standard.

## MÖGLICHE OBERFLÄCHEN

Aluminium roh, RAL Töne und Eloxalqualitäten auf Anfrage.

## AVAILABLE FINISH

Natural aluminium, RAL colours and anodized finish available on request.



## FINITIONS DISPONIBLES

Aluminium nature, teintes RAL et finition anodisée sur demande.

## WERKSEITIGE BEARBEITUNG

## FACTORY MADE MACHINING

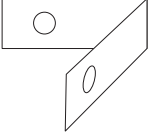

## FACONNEMENT A L'USINE

Fixlänge Fixed length Longueur fixe	Auf Gehrung Mitre ends En biais		
			

## ZUBEHÖRLISTE

## LIST OF ACCESSORIES

## LISTE DES ACCESSOIRES

<b>Komponenten</b> <b>Components</b> <b>Composants</b>	<b>Artikelnummer</b> [Bezeichnung / Material]	<b>Article reference no.</b> [Specification / material]	<b>Références</b> [Designation / matériaux]
	<b>3044/31</b> • Eckverbinder	<b>3044/31</b> • Corner connector	<b>3044/31</b> • Eclisse d'angle
	<b>3044/32</b> • Längsverbinder	<b>3044/32</b> • Straight connector	<b>3044/32</b> • Eclisse droite

# P4

PROFILE FÜR HÖHENSPRUNGE UND EINRAHMUNGEN: **614**

BULKHEAD AND METAL TILE / PLASTERBOARD TRIMS: **614**

PROFILES POUR DIFFERENCES DE NIVEAU ET ENCADREMENTS: **614**

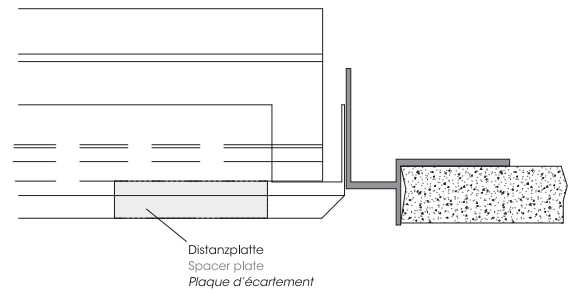
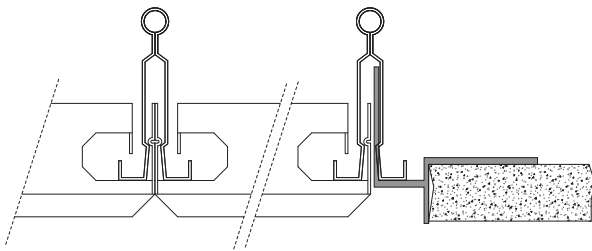
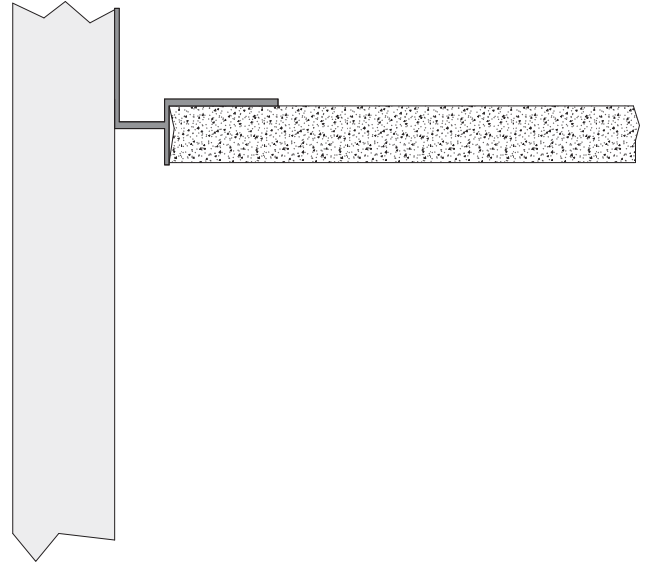
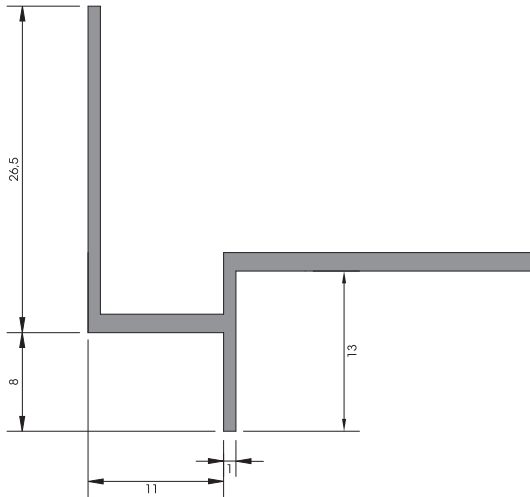
## HÖHENSPRUNG

## BULKHEAD

## DIFFERENCE DE NIVEAU

**614**

L=4000mm



## MÖGLICHE OBERFLÄCHEN

Aluminium roh, RAL Töne und Eloxalqualitäten auf Anfrage.

## AVAILABLE FINISH

Natural aluminium, RAL colours and anodized finish available on request.

## FINITIONS DISPONIBLES

Aluminium nature, teintes RAL et finition anodisée sur demande.

## WERKSEITIGE BEARBEITUNG

## FACTORY MADE MACHINING

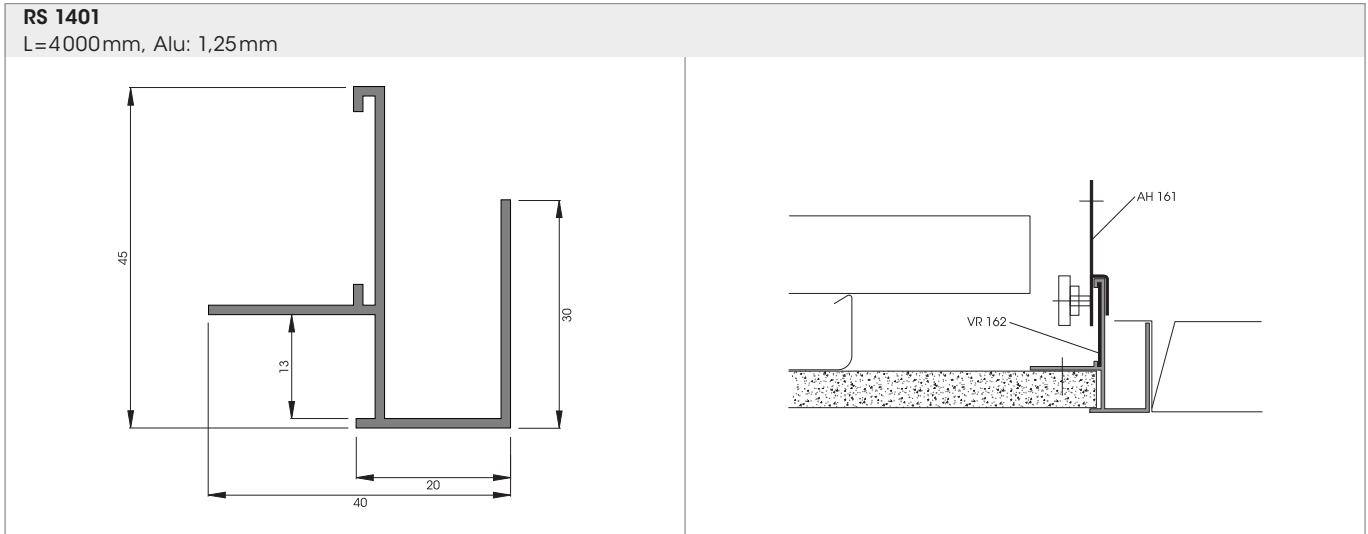
## FACONNEMENT A L'USINE

Fixlänge Fixed length Longueur fixe	Auf Gehrung Mitre ends En biais	Gebogen [auf Anfrage] Curved [on request] Coudé [sur demande]	



## ABSCHLUSSPROFIL

## METAL TILE TO PLASTERBOARD TRIM *PROFILE DE RIVE*



### MÖGLICHE OBERFLÄCHEN

Aluminium roh, RAL Töne und Eloxalqualitäten auf Anfrage.

### AVAILABLE FINISH

Natural aluminium, RAL colours and anodized finish available on request.

### FINITIONS DISPONIBLES

Aluminium nature, teintes RAL et finition anodisée sur demande.

### WERKSEITIGE BEARBEITUNG

### FACTORY MADE MACHINING

### FACONNEMENT A L'USINE

Fixlänge Fixed length <i>Longueur fixe</i>	Auf Gehrung Mitre ends <i>En biais</i>		

### ZUBEHÖRLISTE

### LIST OF ACCESSORIES

### LISTE DES ACCESSOIRES

Komponenten Components <i>Composants</i>	Artikelnummer [Bezeichnung/Material]	Article reference no. [Specification/material]	Références [Designation/matériaux]
	<b>VR 162</b> • Trageschienen-Längsverbinder	<b>VR 162</b> • Carrier splice	<b>VR 162</b> • <i>Eclisse pour RS 1401</i>
	<b>AH 161</b> • Arretierhalter	<b>AH 161</b> • Suspension bracket	<b>AH 161</b> • <i>Suspension réglable</i>



# P5

Profile für Sonderkonstruktionen

Profiles for special constructions

*Profilés pour constructions spéciales*

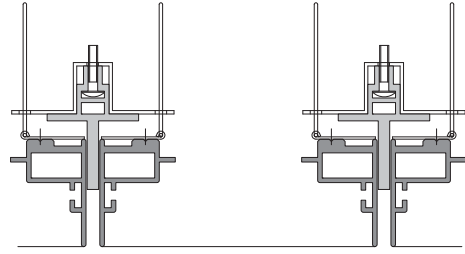
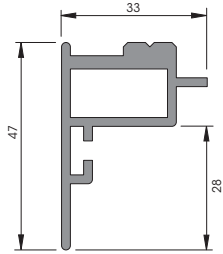
Aluminium

## PROFIL 5005

## PROFILE 5005

## PROFILE 5005

In Kombination mit 02940-S abklappbar L=4000mm    In combination with 02940-S hingeable    *Basculable en combinaison avec 02940-S*



### MÖGLICHE OBERFLÄCHEN

Aluminium roh, nach RAL/NCS, eloxiert [auf Anfrage].

### AVAILABLE FINISH

Natural aluminium, RAL/NCS colours and anodized finish available on request.

### FINITIONS DISPONIBLES

Aluminium nature, teintes RAL/NCS et finition anodisée sur demande.

### WERKSEITIGE BEARBEITUNG

### FACTORY MADE MACHINING

### FACONNEMENT A L'USINE

Fixlänge Fixed length <i>Longueur fixe</i>	Auf Gehrung Mitre ends <i>En biais</i>	Gebogen [auf Anfrage] Curved [on request] <i>Coudé [sur demande]</i>	

### ZUBEHÖRLISTE

### LIST OF ACCESSORIES

### LISTE DES ACCESSOIRES

Komponenten Components <i>Composants</i>	Artikelnummer [Bezeichnung/Material]	Article reference no. [Specification/material]	Références [Designation/matériaux]
	<b>5005/5</b> • Eckverbinder inkl. 4 Schrauben	<b>5005/5</b> • Corner connector incl. 4 screws	<b>5005/5</b> • <i>Eclisse d'angle incl. 4 vis</i>
	<b>5005/10</b> • Abklappfeder	<b>5005/10</b> • Hinge spring	<b>5005/10</b> • <i>Ressort à bascule</i>
	<b>5005/15</b> • Federnhalter	<b>5005/15</b> • Spring fastener	<b>5005/15</b> • <i>Support ressort</i>

# P6

Unterkonstruktionen aus Stahl

Steel suspensions

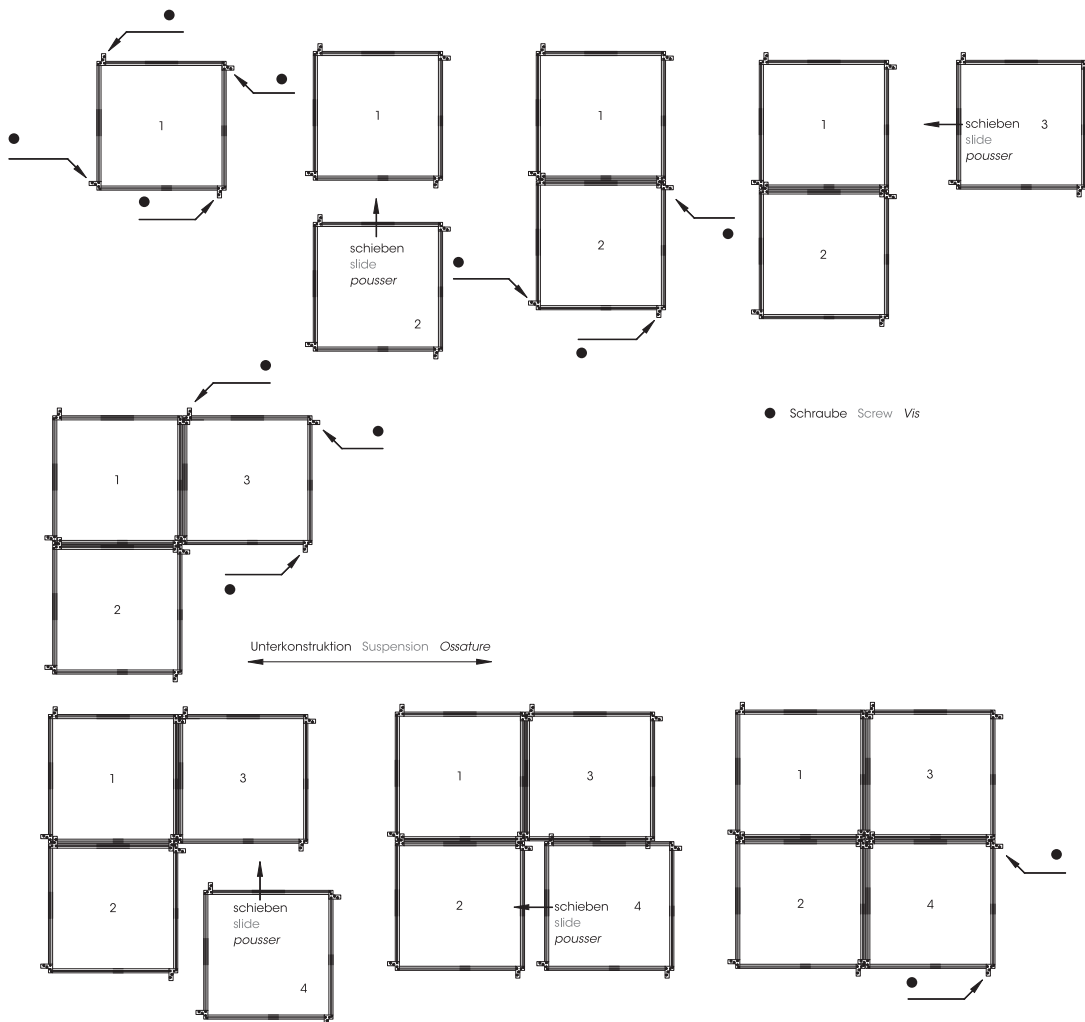

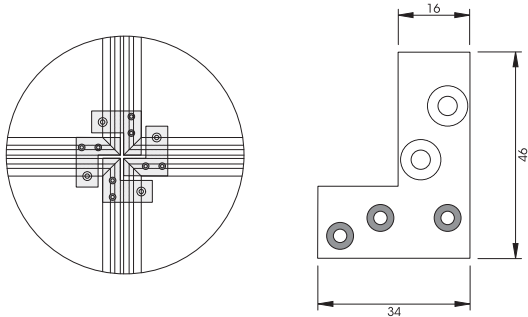
*Ossatures en acier*

**MONTAGEFLACHWINKEL 131**

**FLAT MOUNTING BRACKET 131**

**RACCORD DE MONTAGE PLAT 131**

Für verdeckte Decken- und Wandmontage von Holzkassetten [Mindestrahmendicke: 16 mm]  
 For concealed ceiling and wall mounting of wood laminated tiles [ min. frame thickness: 16 mm ]  
 Pour un montage caché en plafond ou mur des bacs carrés en bois [épaisseur min. du cadre: 16 mm]



**MÖGLICHE OBERFLÄCHEN**

Stahl verzinkt

**AVAILABLE FINISH**

Galv. steel

**FINITIONS DISPONIBLES**

Acier galv.

**ZUBEHÖRLISTE**

Deckenschrauben: 3,5x20  
 Rahmenschrauben: 3,0x16

**LIST OF ACCESSORIES**

Ceiling screws: 3,5x20  
 Frame screws: 3,0x16

**LISTE DES ACCESSOIRES**

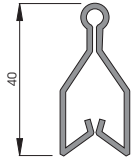
Vis de plafond: 3,5x20  
 Vis de cadre: 3,0x16

## PROFILE

## PROFILES

## PROFILES

### U 1000

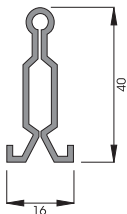


- Trageschiene
- Stahl
- L=4000mm

- Clip-in carrier
- Steel
- L=4000mm

- *Porteur à clipser*
- *Acier*
- *L=4000mm*

### U 1000 H

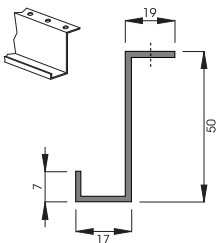


- Trageschiene
- Stahl
- L=4000mm

- Clip-in carrier
- Steel
- L=4000mm

- *Porteur à clipser*
- *Acier*
- *L=4000mm*

### U 1005 A

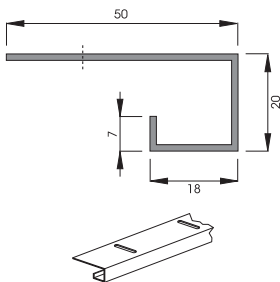


- Z-Auflageprofil mit Regellochung
- Stahl
- L=4000mm

- Hook-on carrier with regular perforation
- Steel
- L=4000mm

- *Porteur «Z» perforé*
- *Acier*
- *L=4000mm*

### U 1030

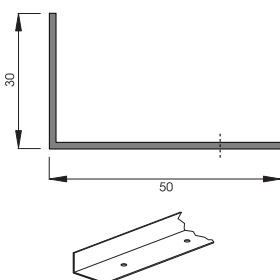


- Hakenprofil passend zu U 1031
- Stahl verzinkt: 1,25mm
- L=4000mm
- Weiß oder schwarz

- Hook-on carrier perimeter trim [fits U 1031]
- Galv. steel: 1.25mm
- L=4000mm
- White or black

- *Equerre murale à crochet pour U 1031*
- *Acier galv.: 1,25mm*
- *L=4000mm*
- *Blanc ou noir*

### U 1031



- Wandwinkel mit Regellochung
- Stahl verzinkt: 1,5mm
- L=4000mm
- Weiß oder schwarz

- Perimeter trim with regular perforation
- Galv. steel: 1.5mm
- L=4000mm
- White or black

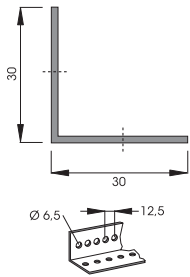
- *Equerre murale perforé*
- *Acier galv.: 1,5mm*
- *L=4000mm*
- *Blanc ou noir*

## PROFILE

## PROFILES

## PROFILES

### U 1040

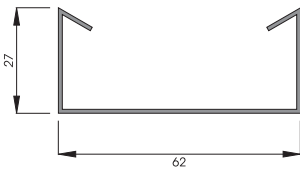


- Rostwinkel mit Regellochung
- Stahl verzinkt
- L=4000mm

- Pre-drilled primary angle
- Galv. steel
- L=4000mm

- *Porteur primaire perforé*
- *Acier galv.*
- *L=4000mm*

### U 1060

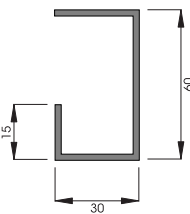


- Trageprofil CD60
- Stahl
- L=4000mm

- CD60-primary carrier
- Steel
- L=4000mm

- *Porteur primaire CD60*
- *Acier*
- *L=4000mm*

### U 1091

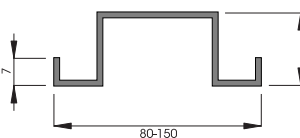


- Randhakenprofil
- Verzinktes Stahlblech
- Materialdicke: 1,25mm
- Farbe: weiß matt, D206-700, ähnlich RAL 9016
- L=4000mm

- Perimeter hook-on profile
- Galv. steel: 1.25mm
- Colour: matt white, D206-700, sim. to RAL 9016
- L=4000mm

- *Porteur de rive à crochet*
- *Acier galv.: 1,25mm*
- *Coloris: blanc mat, D206-700, sim. RAL 9016*
- *L=4000mm*

### U 1094

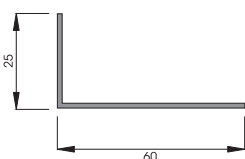


- U-Hakenträgerprofil
- Stahl: 1,25mm
- Farbe: weiß matt, D206-700, ähnlich RAL 9016

- U-hook on top hat carrier
- Steel: 1.25mm
- Colour: matt white, D206-700, sim. to RAL 9016

- *Porteur à crochet en U*
- *Acier: 1,25mm*
- *Coloris: blanc mat, D206-700, sim. RAL 9016*

### AW 2560



- Abdeckwinkel
- Stahl verzinkt: 0,6mm
- L=3000mm
- Farbe: schwarz

- Perimeter angle trim
- Galv. steel: 0.6mm
- L=3000mm
- Colour: black

- *Cornière de rive*
- *Acier galv.: 0,6mm*
- *L=3000mm*
- *Coloris noir*

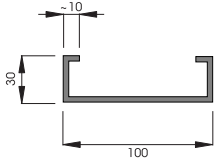


## PROFILE

## PROFILES

## PROFILÉS

### C 2000

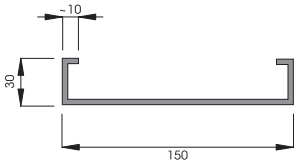


- C-Zarge
- Stahl; 1 mm
- Farbe: weiß matt, D206-700, ähnlich RAL 9016
- L=4000mm

- C-channel
- Steel: 1 mm
- Colour: matt white, D206-700, sim. to RAL 9016
- L=4000mm

- *Porteur C*
- *Acier: 1 mm*
- *Coloris: blanc mat, D206-700, sim. RAL 9016*
- *L=4000mm*

### C 150

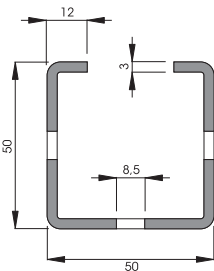


- C-Zarge
- Stahl; 1 mm
- Farbe: weiß matt, D206-700, ähnlich RAL 9016
- L=4000mm

- C-channel
- Steel: 1 mm
- Colour: matt white, D206-700, sim. to RAL 9016
- L=4000mm

- *Porteur C*
- *Acier: 1 mm*
- *Coloris: blanc mat, D206-700, sim. RAL 9016*
- *L=4000mm*

### W 2650



- Weitspannträger
- Stahl; 3 mm
- L=5000mm

- Rail channel
- Steel: 3 mm
- L=5000mm

- *Porteur rail*
- *Acier: 3 mm*
- *L=5000mm*



# P7

Hohlkanäle

Extruded channel rails

*Tubes*

Aluminium

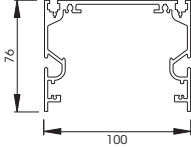
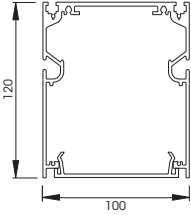
# P7

HOHLKANÄLE: **OM 76, OM 120**  
 EXTRUDED CHANNEL RAILS: **OM 76, OM 120**  
 TUBES: **OM 76, OM 120**

## HOHLKANAL

## EXTRUDED CHANNEL RAIL

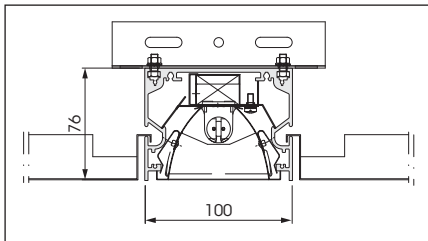
## TUBE

OM 76 L=max. 6000mm	OM 120 L=max. 6000mm
	

## MONTAGESCHEMA

## INSTALLATION SCHEME

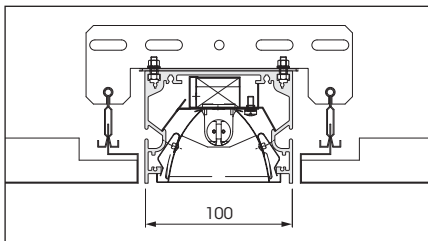
## SCHEMA DE MONTAGE



Als Decken-Unterkonstruktion: OMEGA 76 als Trageprofil zu Langfeldplattensystemen. Homogene Verbindung von Leuchte und Decke durch Profilform.

Serving as ceiling suspension: OMEGA 76 used as carrier for rectangular panel systems. A homogenous combination of luminaire and ceiling through the profile form.

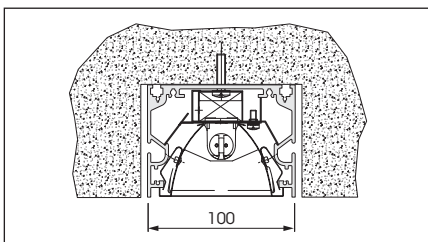
Comme ossature pour plafonds suspendus: OMEGA 76 utilisé comme élément porteur pour des systèmes de panneaux rectangulaires. Une combinaison homogène de luminaire et plafond par la forme du profilé.



Einbau mit Fuge:  
Einsetzbar für Klemm- und Klapp-Metalldeckensysteme.

Shadow gap installation:  
Suitable for clip-in and hingeable suspended metal ceiling systems.

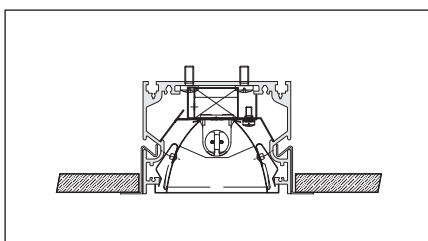
Installation avec joint creux:  
Utilisable pour des systèmes de plafonds métalliques à clipser et basculables.



Betondecken-Einbau.

Installation in concrete slab.

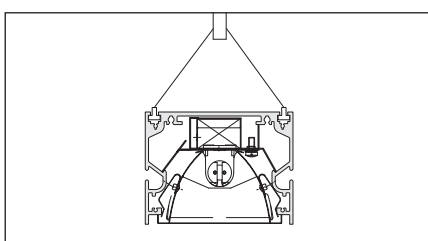
Installation en dalles de béton.



Einbau mit Rahmen für Gipskarton-Decke.

Installation with frame for gypsum board ceilings.

Installation avec encadrement pour des plafonds à plaque au plâtre.



Abgehängte Lichtbandversion.

Suspended batten light version.

Version type réglette suspendue.

## ZUBEHÖRLISTE

## LIST OF ACCESSORIES

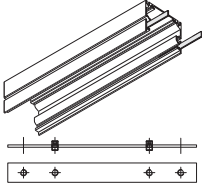
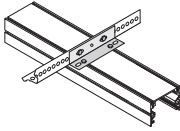
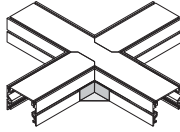
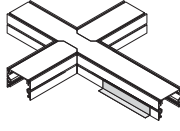
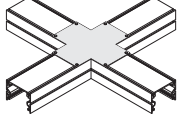
## LISTE DES ACCESSOIRES

Komponenten Components Composants	Artikelnummer [Bezeichnung/Material]	Article reference no. [Specification/material]	Références [Designation/matériaux]
	<p><b>OM76-1139-001</b></p> <ul style="list-style-type: none"> <li>• Leuchteneinsatz</li> <li>• 1 x 39W T5; L= 895mm</li> </ul> <p><b>OM76-1154-001</b></p> <ul style="list-style-type: none"> <li>• Leuchteneinsatz</li> <li>• 1 x 54W T5; L= 1195mm</li> </ul> <p><b>OM76-1180-001</b></p> <ul style="list-style-type: none"> <li>• Leuchteneinsatz</li> <li>• 1 x 80W T5; L= 1495mm</li> </ul>	<p><b>OM76-1139-001</b></p> <ul style="list-style-type: none"> <li>• Light unit</li> <li>• 1 x 39W T5; L= 895mm</li> </ul> <p><b>OM76-1154-001</b></p> <ul style="list-style-type: none"> <li>• Light unit</li> <li>• 1 x 54W T5; L= 1195mm</li> </ul> <p><b>OM76-1180-001</b></p> <ul style="list-style-type: none"> <li>• Light unit</li> <li>• 1 x 80W T5; L= 1495mm</li> </ul>	<p><b>OM76-1139-001</b></p> <ul style="list-style-type: none"> <li>• Unité d'éclairage</li> <li>• 1 x 39W T5; L= 895mm</li> </ul> <p><b>OM76-1154-001</b></p> <ul style="list-style-type: none"> <li>• Unité d'éclairage</li> <li>• 1 x 54W T5; L= 1195mm</li> </ul> <p><b>OM76-1180-001</b></p> <ul style="list-style-type: none"> <li>• Unité d'éclairage</li> <li>• 1 x 80W T5; L= 1495mm</li> </ul>
	<p><b>OM76-P1199</b></p> <ul style="list-style-type: none"> <li>• Parabolraster BAP</li> <li>• Länge= 1199mm</li> </ul> <p><b>OM76-P1499</b></p> <ul style="list-style-type: none"> <li>• Parabolraster BAP</li> <li>• Länge= 1499mm</li> </ul>	<p><b>OM76-P1199</b></p> <ul style="list-style-type: none"> <li>• Parabolic LG 3 class II louvre</li> <li>• Length= 1199mm</li> </ul> <p><b>OM76-P1499</b></p> <ul style="list-style-type: none"> <li>• Parabolic LG 3 class II louvre</li> <li>• Length= 1499mm</li> </ul>	<p><b>OM76-P1199</b></p> <ul style="list-style-type: none"> <li>• Grille parabolique anti-éblouissante</li> <li>• Longueur= 1199mm</li> </ul> <p><b>OM76-P1499</b></p> <ul style="list-style-type: none"> <li>• Grille parabolique anti-éblouissante</li> <li>• Longueur= 1499mm</li> </ul>
	<p><b>OM76-WS4000</b></p> <ul style="list-style-type: none"> <li>• Satinierte Abdeckung zu Leuchteneinsatz</li> <li>• Länge= 4000mm</li> </ul>	<p><b>OM76-WS4000</b></p> <ul style="list-style-type: none"> <li>• Satinised diffuser for basic luminaire set</li> <li>• Length= 4000mm</li> </ul>	<p><b>OM76-WS4000</b></p> <ul style="list-style-type: none"> <li>• Diffuseur dépoli pour jeu d'éclairage de base.</li> <li>• Longueur= 4000mm</li> </ul>
	<p><b>OM76-Junior</b></p> <ul style="list-style-type: none"> <li>• Downlight mit Abdeckung</li> <li>• 1 x 20-35W / 12V Qi12-ax</li> </ul>	<p><b>OM76-Junior</b></p> <ul style="list-style-type: none"> <li>• Downlight with cover plate</li> <li>• 1 x 20-35W / 12V Qi12-ax</li> </ul>	<p><b>OM76-Junior</b></p> <ul style="list-style-type: none"> <li>• Downlight avec plaque de fermeture</li> <li>• 1 x 20-35W / 12V Qi12-ax</li> </ul>
	<p><b>OM76-Z009</b></p> <ul style="list-style-type: none"> <li>• Blindabdeckung</li> <li>• Länge auf Anfrage, max. 1m</li> </ul>	<p><b>OM76-Z009</b></p> <ul style="list-style-type: none"> <li>• Cover plate</li> <li>• Length upon request, max. 1m</li> </ul>	<p><b>OM76-Z009</b></p> <ul style="list-style-type: none"> <li>• Cache</li> <li>• Longueur à commander, max. 1m</li> </ul>
	<p><b>OM76-Z008</b></p> <ul style="list-style-type: none"> <li>• Stirnteil</li> </ul>	<p><b>OM76-Z008</b></p> <ul style="list-style-type: none"> <li>• Front cover plate</li> </ul>	<p><b>OM76-Z008</b></p> <ul style="list-style-type: none"> <li>• Panneau frontale</li> </ul>

## ZUBEHÖRLISTE

## LIST OF ACCESSORIES

## LISTE DES ACCESSOIRES

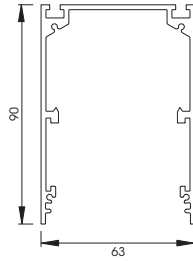
Komponenten Components Composants	Artikelnummer [Bezeichnung/Material]	Article reference no. [Specification/material]	Références [Designation/matériaux]
	<b>OM76-Z004</b> • Längsverbinder	<b>OM76-Z004</b> • Longitudinal connector	<b>OM76-Z004</b> • <i>Raccord longitudinal</i>
	<b>OM76-Z001</b> • Abhänger zu Rostwinkel U 1040 bzw. Gewindestab	<b>OM76-Z001</b> • Hanger for secondary carrier U 1040 or threaded rod	<b>OM76-Z001</b> • <i>Suspension pour porteur            secondaire U 1040 ou tige            filetée</i>
	<b>OM76-Z002</b> • Eckwinkel zum Einhängen	<b>OM76-Z002</b> • Hook-on corner bracket	<b>OM76-Z002</b> • <i>Cornière pour accrochage</i>
	<b>OM76-Z003</b> • Kaschierung	<b>OM76-Z003</b> • Cover	<b>OM76-Z003</b> • <i>Cache</i>
	<b>OM76-Z007</b> • Kreuz-Verbinder	<b>OM76-Z007</b> • Cross-connector	<b>OM76-Z007</b> • <i>Raccord croisé</i>

## HOHLKANAL

## EXTRUDED CHANNEL RAIL

## TUBE

**OM 60**  
L=max. 6000mm



Alle Maße in mm.  
Maße- und Konstruktionsänderungen bleiben vorbehalten.

**published by:**  
durlum GmbH  
An der Wiese 5  
D-79650 Schopfheim  
© 2010 durlum GmbH

All measurements in mm.  
We reserve the right to make alternations in dimensions or design.

**published by:**  
durlum GmbH  
An der Wiese 5  
D-79650 Schopfheim  
© 2010 durlum GmbH

*Toutes les dimensions sont données en mm. Sous réserve de changements des dimensions ou de la construction.*

**published by:**  
*durlum GmbH  
An der Wiese 5  
D-79650 Schopfheim  
© 2010 durlum GmbH*





